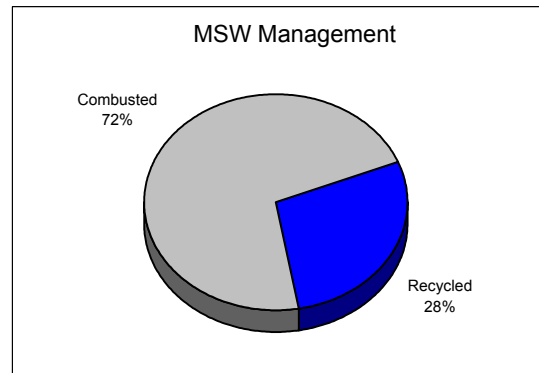


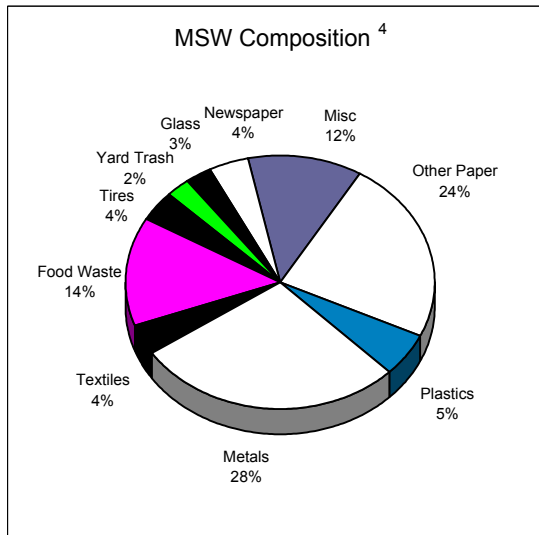
# Wakulla County

## (Jan. 1, 2002 - Dec. 31, 2002)

1. Population <sup>1</sup>	24,217
2. MSW Management (tons) <sup>2</sup>	
A. Landfilled	0
B. Combusted	7,143
C. Recycled	2,834
D. Total	9,977
E. Total Pounds per Capita Per Day <sup>1</sup>	2.26



3. MSW Collected & Recycled	Collected	Recycled
	(tons)	(%)
A. Minimum Five Wastes <sup>3</sup>		
1. Newspaper	440	55
2. Glass	275	31
3. Aluminum Cans	99	10
4. Plastic Bottles	165	11
5. Steel Cans	495	3



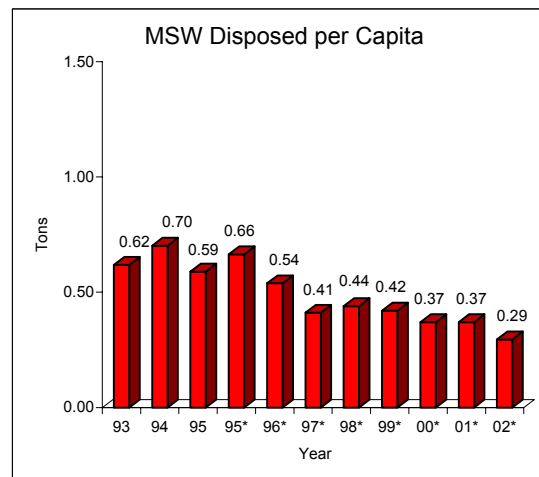
B. Other Recyclables		
6. C&D Debris	0	0
7. Yard Trash	248	0
8. White Goods	185	85
9. Tires	380	0
10. Process Fuel	0	0

C. Other Wastes	7,690	30
D. Total Recycling Rate(%)		28
E. Adjusted Recycling Rate (%) <sup>5</sup>		28

    F. Waste Reduction Per Capita (%)  
 (A negative number indicates an increase in the MSW disposal rate per capita.)

1. Base Year: July 1988-June 1989	86
2. Base Year: July 1989-June 1990	64
3. Base Year: July 1990-June 1991	65
4. Base Year: July 1991-June 1992	61
5. Base Year: July 1992-June 1993	52
6. Base Year: July 1993-June 1994	58

G. Participation in Recycling <sup>6</sup>	Units	Percent <sup>7</sup>
1. Single-family Curbside	8,400	N/A
2. Multi-family Curbside <sup>8</sup>	122	N/A
3. Commercial <sup>9</sup>	580	
a) Scheduled collection		0
b) On call collection		3



<sup>1</sup> Official 2002 Governor's Office estimate.

<sup>2</sup> From 2002 Municipal Solid Waste Data Report.

<sup>3</sup> The Legislature established a goal of 50 percent for each material by the end of 1994.

<sup>4</sup> Some materials have been combined: Metals include Aluminum Cans, Steel Cans, Ferrous and Non-ferrous metals, and White Goods; Other Paper includes Corrugated, Office and Other Paper; and Plastics include Plastic Bottles and Other Plastics.

<sup>5</sup> The legislature established a goal of 30 percent by the end of 1994 for all counties with a population of over 75,000.

<sup>6</sup> Participation means availability and usage of recycling services (As of June 1999).

<sup>7</sup> Percentage of total county units (single/multi-family dwellings and commercial establishments) participating in recycling.

<sup>8</sup> Includes apartments, condominiums and others.

<sup>9</sup> May also include government and institutional.

\* Calendar year data.