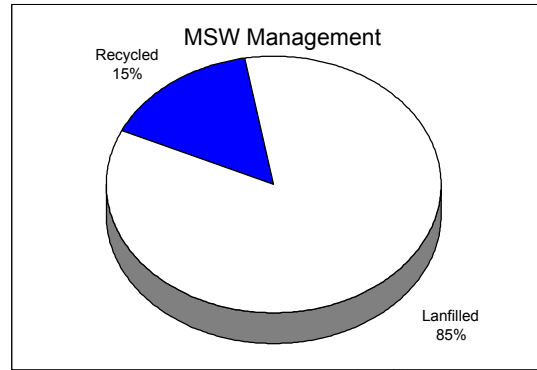


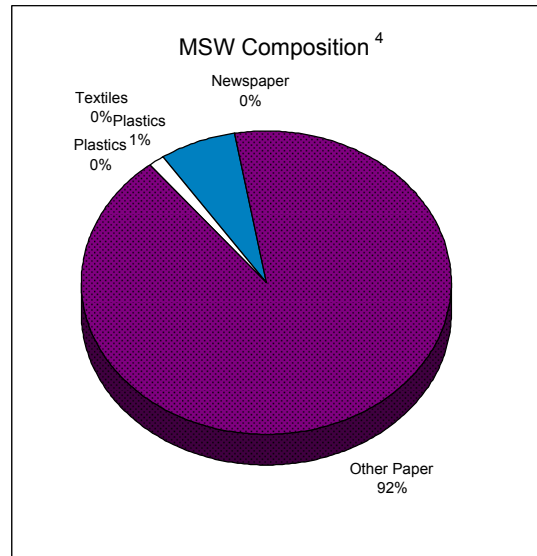
# Reedy Creek

(Jan. 1, 2002 - Dec. 31, 2002)

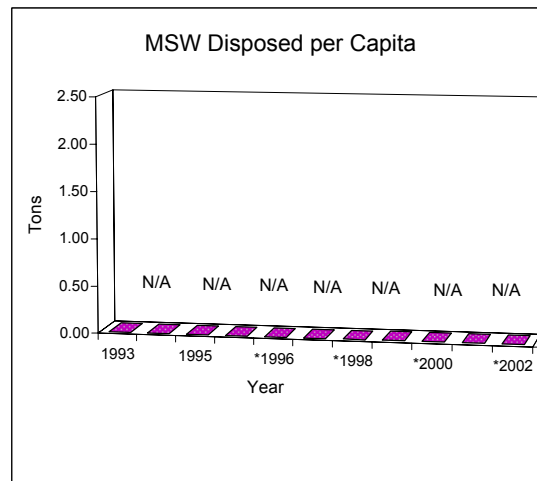
1. Population <sup>1</sup>	N/A
2. MSW Management (tons) <sup>2</sup>	
A. Landfilled	68,452
B. Combusted	0
C. Recycled	12,315
D. Total	80,767
E. Total Pounds per Capita Per Day <sup>1</sup>	N/A



3. MSW Collected & Recycled	Collected	Recycled
	(tons)	(%)
A. Minimum Five Wastes <sup>3</sup>		
1. Newspaper	235	10
2. Glass	1,825	1
3. Aluminum Cans	0	0
4. Plastic Bottles	0	0
5. Steel Cans	650	0
B. Other Recyclables		
6. C&D Debris	3,427	0
7. Yard Trash	54,534	12
8. White Goods	90	22
9. Tires	151	100
10. Process Fuel	0	0
C. Other Wastes	777,337	1
D. Total Recycling Rate(%)		1
E. Adjusted Recycling Rate (%) <sup>5</sup>		1



F. Waste Reduction Per Capita (%)	
(A negative number indicates an increase in the MSW disposal rate per capita.)	
1. Base Year: July 1987-June 1988	N/A
2. Base Year: July 1988-June 1989	N/A
3. Base Year: July 1989-June 1990	N/A
4. Base Year: July 1990-June 1991	N/A



G. Participation in Recycling <sup>6</sup>	Units	Percent <sup>7</sup>
1. Single-family Curbside	N/A	N/A
2. Multi-family Curbside <sup>8</sup>	N/A	N/A
3. Commercial <sup>9</sup>	N/A	
a) Scheduled collection		N/A
b) On call collection		N/A

<sup>1</sup> Official 2002 Governor's Office estimate.

<sup>2</sup> From 2002 Municipal Solid Waste Data Report.

<sup>3</sup> The Legislature established a goal of 50 percent for each material by the end of 1994.

<sup>4</sup> Some materials have been combined: Metals include Aluminum Cans, Steel Cans, Ferrous and Non-ferrous metals, and White Goods;

Other Paper includes Corrugated, Office and Other Paper; and Plastics include Plastic Bottles and Other Plastics.

<sup>5</sup> The legislature established a goal of 30 percent by the end of 1994 for all counties with a population of over 75,000.

<sup>6</sup> Participation means availability and usage of recycling services (As of June 1999).

<sup>7</sup> Percentage of total county units (single/multi-family dwellings and commercial establishments) participating in recycling.

<sup>8</sup> Includes apartments, condominiums and others.

<sup>9</sup> May also include government and institutional.

\* Calendar year data.