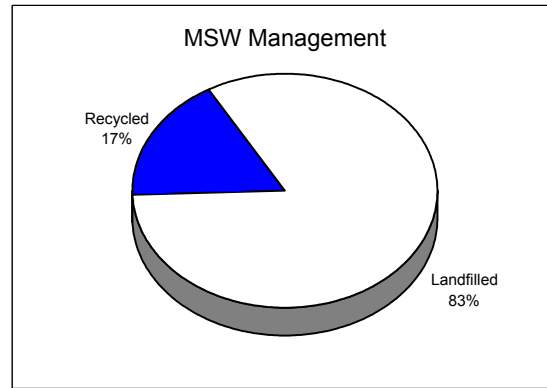


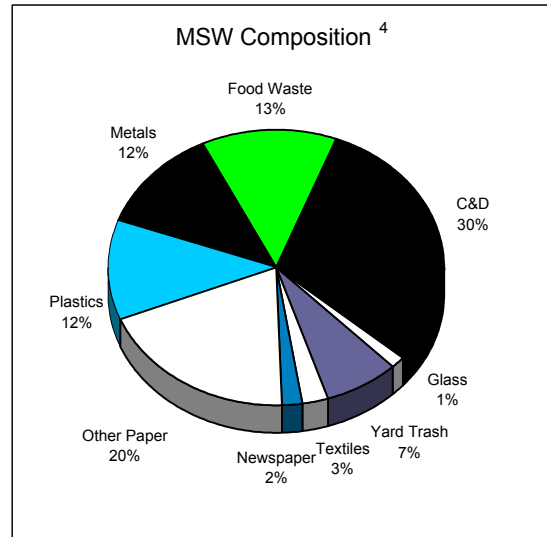
Osceola County

(Jan. 1, 2002 - Dec. 31, 2002)

1. Population ¹	193,355
2. MSW Management (tons) ²	
A. Landfilled	225,587
B. Combusted	0
C. Recycled	46,704
D. Total	272,291
E. Total Pounds per Capita Per Day ¹	7.72

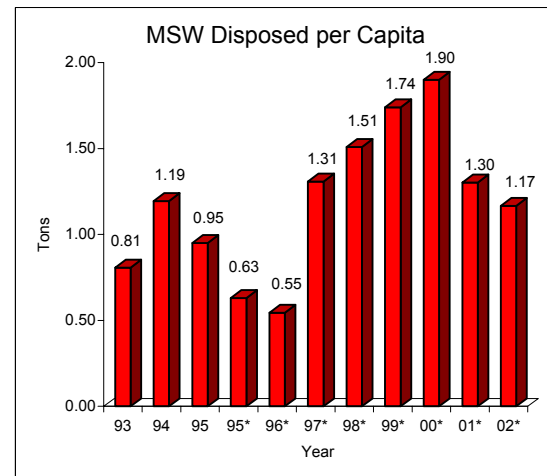


3. MSW Collected & Recycled	Collected (tons)	Recycled (%)
A. Minimum Five Wastes ³		
1. Newspaper	5,000	51
2. Glass	4,000	33
3. Aluminum Cans	3,000	5
4. Plastic Bottles	5,600	5
5. Steel Cans	5,000	4
B. Other Recyclables		
6. C&D Debris	82,640	0
7. Yard Trash	19,500	100
8. White Goods	6,000	7
9. Tires	800	0
10. Process Fuel	0	0
C. Other Wastes	140,750	16
D. Total Recycling Rate (%)		17
E. Adjusted Recycling Rate (%) ⁵		17
F. Waste Reduction Per Capita (%)		
(A negative number indicates an increase in the MSW disposal rate per capita.)		



1. Base Year: July 1988-June 1989	30
2. Base Year: July 1989-June 1990	22
3. Base Year: July 1990-June 1991	11
4. Base Year: July 1991-June 1992	-20
5. Base Year: July 1992-June 1993	-44
6. Base Year: July 1993-June 1994	2

G. Participation in Recycling ⁶	Units	Percent ⁷
1. Single-family Curbside	69,115	0
2. Multi-family Curbside ⁸	400	0
3. Commercial ⁹	0	0
a) Scheduled collection		0
b) On call collection		0



¹ Official 2002 Governor's Office estimate.

² From 2002 Municipal Solid Waste Data Report.

³ The Legislature established a goal of 50 percent for each material by the end of 1994.

⁴ Some materials have been combined: Metals include Aluminum Cans, Steel Cans, Ferrous and Non-ferrous metals, and White Goods; Other Paper includes Corrugated, Office and Other Paper; and Plastics include Plastic Bottles and Other Plastics.

⁵ The legislature established a goal of 30 percent by the end of 1994 for all counties with a population of over 75,000.

⁶ Participation means availability and usage of recycling services (As of June 1999).

⁷ Percentage of total county units (single/multi-family dwellings and commercial establishments) participating in recycling.

⁸ Includes apartments, condominiums and others.

⁹ May also include government and institutional.

* Calendar year data.