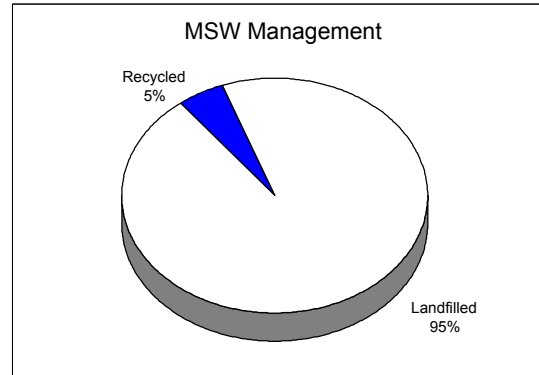


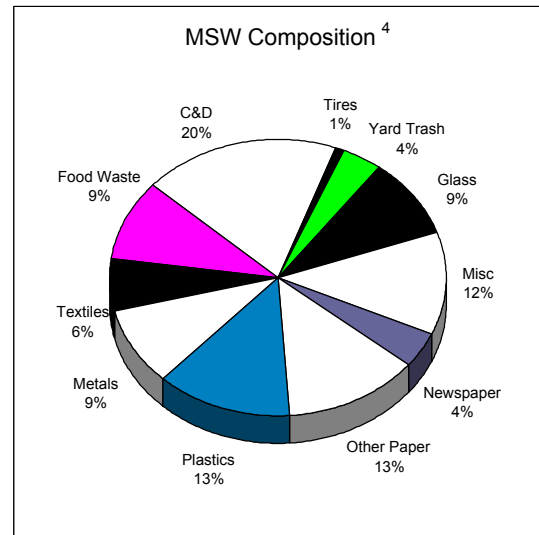
Levy County

(Jan. 1, 2002 - Dec. 31, 2002)

1. Population ¹	36,013
2. MSW Management (tons) ²	
A. Landfilled	40,496
B. Combusted	0
C. Recycled	2,174
D. Total	42,670
E. Total Pounds per Capita Per Day ¹	6.49



3. MSW Collected & Recycled	Collected (tons)	Recycled (%)
A. Minimum Five Wastes ³		
1. Newspaper	1,860	16
2. Glass	3,971	0
3. Aluminum Cans	427	14
4. Plastic Bottles	654	7
5. Steel Cans	953	0

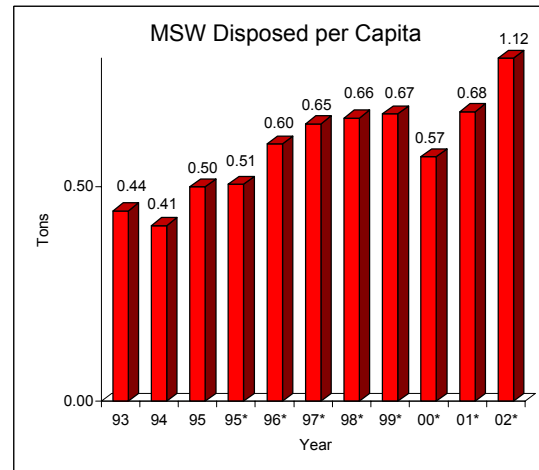


B. Other Recyclables		
6. C&D Debris	8,107	0
7. Yard Trash	1,660	21
8. White Goods	63	86
9. Tires	410	0
10. Process Fuel	0	0
C. Other Wastes	24,565	6
D. Total Recycling Rate (%)		5
E. Adjusted Recycling Rate (%) ⁵		5

F. Waste Reduction Per Capita (%)
 (A negative number indicates an increase in the MSW disposal rate per capita.)

1. Base Year: July 1988-June 1989	-125
2. Base Year: July 1989-June 1990	-120
3. Base Year: July 1990-June 1991	-112
4. Base Year: July 1991-June 1992	-101
5. Base Year: July 1992-June 1993	-156
6. Base Year: July 1993-June 1994	-174

G. Participation in Recycling ⁶	Units	Percent ⁷
1. Single-family Curbside	13,389	1
2. Multi-family Curbside ⁸	446	4
3. Commercial ⁹	805	
a) Scheduled collection		0
b) On call collection		0



¹ Official 2002 Governor's Office estimate.

² From 2002 Municipal Solid Waste Data Report.

³ The Legislature established a goal of 50 percent for each material by the end of 1994.

⁴ Some materials have been combined: Metals include Aluminum Cans, Steel Cans, Ferrous and Non-ferrous metals, and White Goods; Other Paper includes Corrugated, Office and Other Paper; and Plastics include Plastic Bottles and Other Plastics.

⁵ The legislature established a goal of 30 percent by the end of 1994 for all counties with a population of over 75,000.

⁶ Participation means availability and usage of recycling services (As of June 1999).

⁷ Percentage of total county units (single/multi-family dwellings and commercial establishments) participating in recycling.

⁸ Includes apartments, condominiums and others.

⁹ May also include government and institutional.

* Calendar year data.