

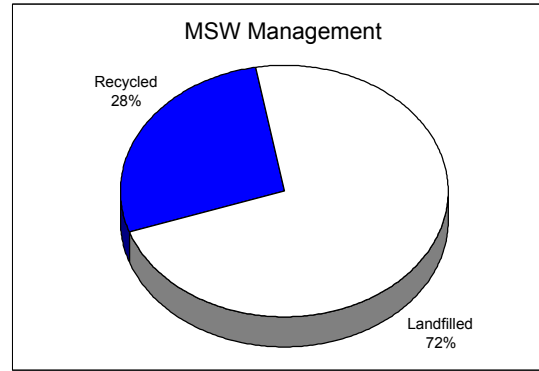
Leon County

(Jan. 1, 2002 - Dec. 31, 2002)

1. Population ¹ 248,039

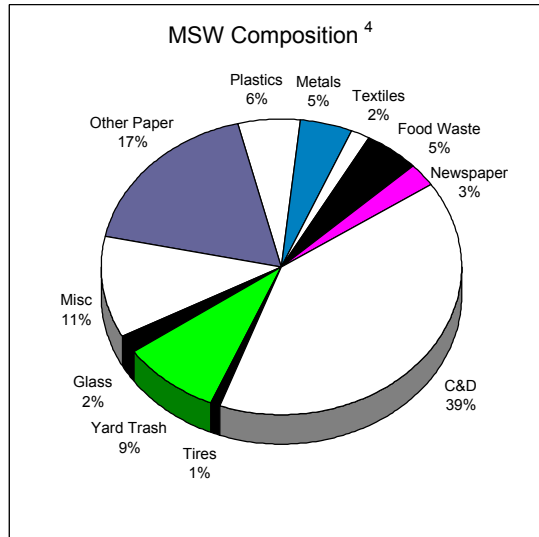
2. MSW Management (tons) ²

A. Landfilled	398,923
B. Combusted	0
C. Recycled	152,138
D. Total	551,061
E. Total Pounds per Capita Per Day ¹	12.17



3. MSW Collected & Recycled

	Collected (tons)	Recycled (%)
A. Minimum Five Wastes ³		
1. Newspaper	14,328	21
2. Glass	12,123	10
3. Aluminum Cans	2,755	6
4. Plastic Bottles	6,062	8
5. Steel Cans	3,306	8



B. Other Recyclables

6. C&D Debris	219,873	29
7. Yard Trash	47,942	17
8. White Goods	3,857	9
9. Tires	4,960	7
10. Process Fuel	0	0

C. Other Wastes 235,855 31

D. Total Recycling Rate (%) 28

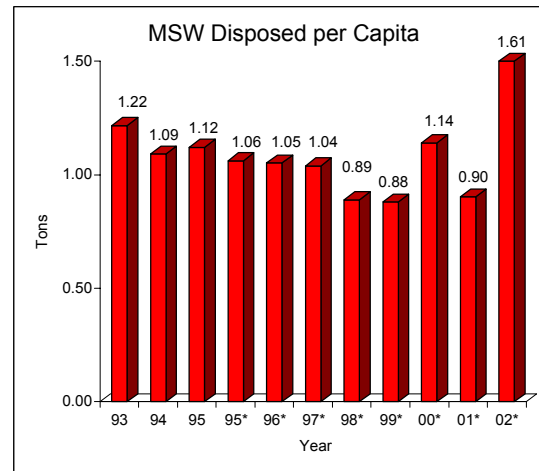
E. Adjusted Recycling Rate (%) ⁵ 28

F. Waste Reduction Per Capita (%)
(A negative number indicates an increase in the MSW disposal rate per capita.)

1. Base Year: July 1988-June 1989	-58
2. Base Year: July 1989-June 1990	-68
3. Base Year: July 1990-June 1991	-81
4. Base Year: July 1991-June 1992	-83
5. Base Year: July 1992-June 1993	-32
6. Base Year: July 1993-June 1994	-48

G. Participation in Recycling ⁶

	Units	Percent ⁷
1. Single-family Curbside	101,000	76
2. Multi-family Curbside ⁸	56,000	0
3. Commercial ⁹	5,000	
a) Scheduled collection		40
b) On call collection		10



¹ Official 2002 Governor's Office estimate.

² From 2002 Municipal Solid Waste Data Report.

³ The Legislature established a goal of 50 percent for each material by the end of 1994.

⁴ Some materials have been combined: Metals include Aluminum Cans, Steel Cans, Ferrous and Non-ferrous metals, and White Goods;

Other Paper includes Corrugated, Office and Other Paper; and Plastics include Plastic Bottles and Other Plastics.

⁵ The legislature established a goal of 30 percent by the end of 1994 for all counties with a population of over 75,000.

⁶ Participation means availability and usage of recycling services (As of June 1999).

⁷ Percentage of total county units (single/multi-family dwellings and commercial establishments) participating in recycling.

⁸ Includes apartments, condominiums and others.

⁹ May also include government and institutional.

* Calendar year data.