

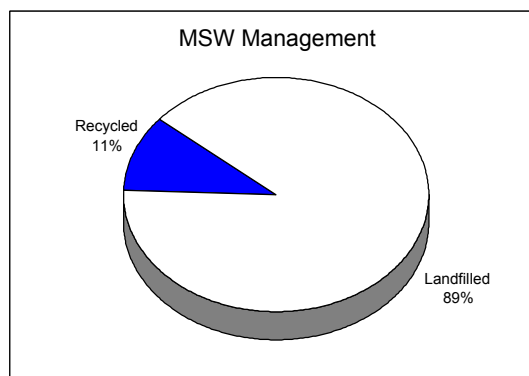
Jackson County

(Jan. 1, 2002 - Dec. 31, 2002)

1. Population ¹ 47,707

2. MSW Management (tons) ²

A. Landfilled	31,948
B. Combusted	0
C. Recycled	3,795
D. Total	35,743
E. Total Pounds per Capita Per Day ¹	4.11



3. MSW Collected & Recycled

A. Minimum Five Wastes ³

	Collected (tons)	Recycled (%)
1. Newspaper	5,125	3
2. Glass	1,025	0
3. Aluminum Cans	0	0
4. Plastic Bottles	1,025	0
5. Steel Cans	1,025	0

B. Other Recyclables

6. C&D Debris	602	0
7. Yard Trash	3,758	1
8. White Goods	437	93
9. Tires	1,025	0
10. Process Fuel	0	0

C. Other Wastes

21,721 15

D. Total Recycling Rate (%)

11

E. Adjusted Recycling Rate (%) ⁵

11

F. Waste Reduction Per Capita (%)

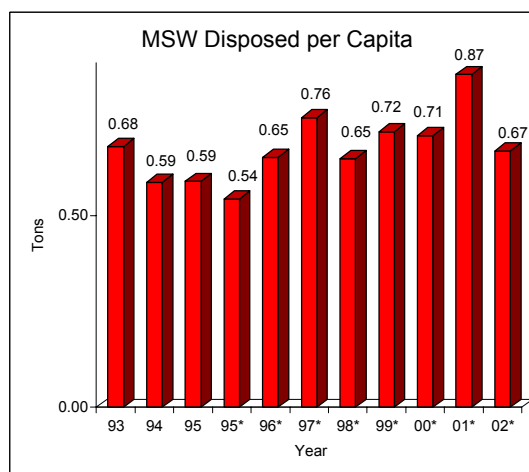
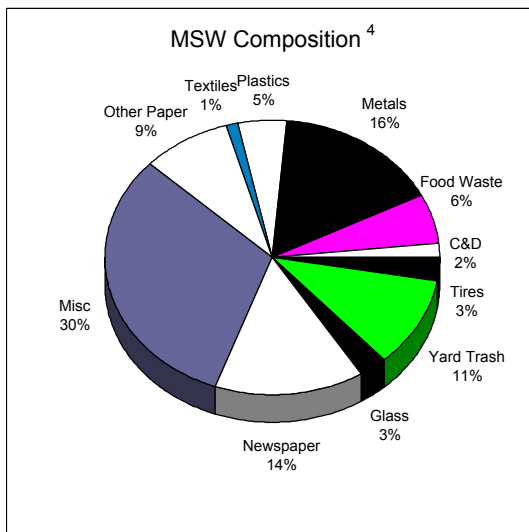
(A negative number indicates an increase in the MSW disposal rate per capita.)

1. Base Year: July 1988-June 1989	-20
2. Base Year: July 1989-June 1990	-22
3. Base Year: July 1990-June 1991	-17
4. Base Year: July 1991-June 1992	6
5. Base Year: July 1992-June 1993	2
6. Base Year: July 1993-June 1994	-14

G. Participation in Recycling ⁶

Units Percent ⁷

1. Single-family Curbside	16,263	0
2. Multi-family Curbside ⁸	856	0
3. Commercial ⁹	834	
a) Scheduled collection		15
b) On call collection		0



¹ Official 2002 Governor's Office estimate.

² From 2002 Municipal Solid Waste Data Report.

³ The Legislature established a goal of 50 percent for each material by the end of 1994.

⁴ Some materials have been combined: Metals include Aluminum Cans, Steel Cans, Ferrous and Non-ferrous metals, and White Goods;

Other Paper includes Corrugated, Office and Other Paper; and Plastics include Plastic Bottles and Other Plastics.

⁵ The legislature established a goal of 30 percent by the end of 1994 for all counties with a population of over 75,000.

⁶ Participation means availability and usage of recycling services (As of June 1999).

⁷ Percentage of total county units (single/multi-family dwellings and commercial establishments) participating in recycling.

⁸ Includes apartments, condominiums and others.

⁹ May also include government and institutional.

* Calendar year data.