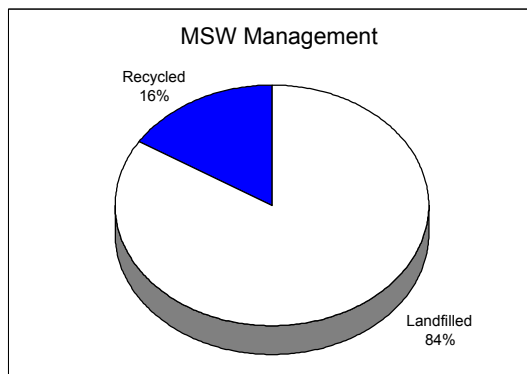


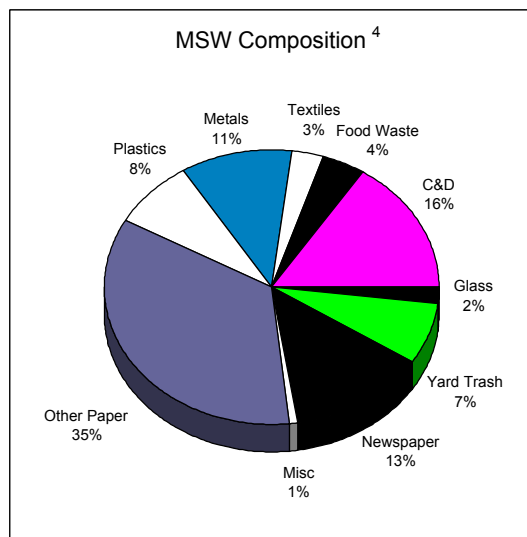
Highlands County

(Jan. 1, 2002 - Dec. 31, 2002)

1. Population ¹	89,038
2. MSW Management (tons) ²	
A. Landfilled	91,314
B. Combusted	0
C. Recycled	17,610
D. Total	108,924
E. Total Pounds per Capita Per Day ¹	6.70



3. MSW Collected & Recycled	Collected (tons)	Recycled (%)
A. Minimum Five Wastes ³		
1. Newspaper	14,389	4
2. Glass	2,245	0
3. Aluminum Cans	2,524	2
4. Plastic Bottles	1,387	1
5. Steel Cans	3,786	1



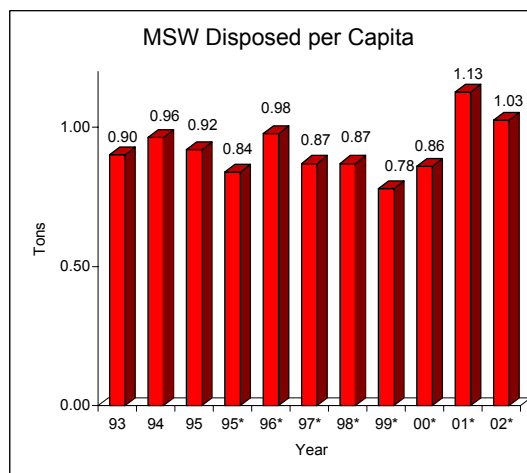
B. Other Recyclables		
6. C&D Debris	17,318	0
7. Yard Trash	7,785	62
8. White Goods	92	70
9. Tires	328	61
10. Process Fuel	0	0

C. Other Wastes	59,070	20
D. Total Recycling Rate (%)		16
E. Adjusted Recycling Rate (%) ⁵		16

F. Waste Reduction Per Capita (%)
 (A negative number indicates an increase in the MSW disposal rate per capita.)

1. Base Year: July 1988-June 1989	-10
2. Base Year: July 1989-June 1990	-13
3. Base Year: July 1990-June 1991	-13
4. Base Year: July 1991-June 1992	-3
5. Base Year: July 1992-June 1993	-14
6. Base Year: July 1993-June 1994	-7

G. Participation in Recycling ⁶	Units	Percent ⁷
1. Single-family Curbside	46,938	0
2. Multi-family Curbside ⁸	3,840	0
3. Commercial ⁹	2,832	
a) Scheduled collection		2
b) On call collection		0



¹ Official 2002 Governor's Office estimate.

² From 2002 Municipal Solid Waste Data Report.

³ The Legislature established a goal of 50 percent for each material by the end of 1994.

⁴ Some materials have been combined: Metals include Aluminum Cans, Steel Cans, Ferrous and Non-ferrous metals, and White Goods;

Other Paper includes Corrugated, Office and Other Paper; and Plastics include Plastic Bottles and Other Plastics.

⁵ The legislature established a goal of 30 percent by the end of 1994 for all counties with a population of over 75,000.

⁶ Participation means availability and usage of recycling services (As of June 1999).

⁷ Percentage of total county units (single/multi-family dwellings and commercial establishments) participating in recycling.

⁸ Includes apartments, condominiums and others.

⁹ May also include government and institutional.

* Calendar year data.