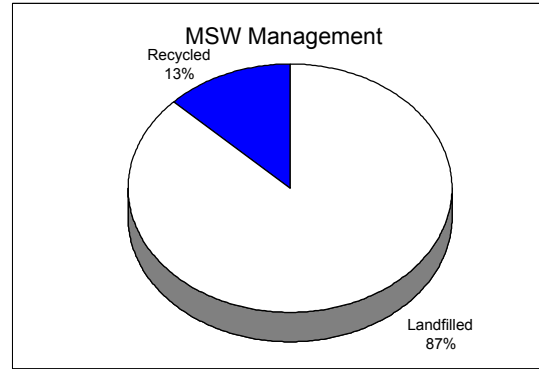


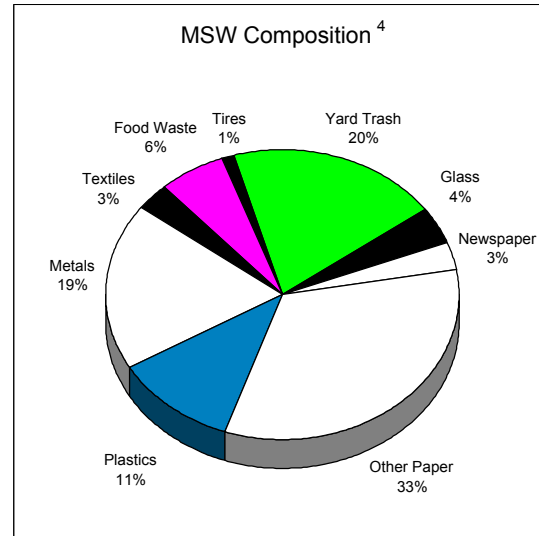
Gadsden County

(Jan. 1, 2002 - Dec. 31, 2002)

1. Population ¹	45,911
2. MSW Management (tons) ²	
A. Landfilled	30,295
B. Combusted	0
C. Recycled	4,488
D. Total	34,783
E. Total Pounds per Capita Per Day ¹	4.15

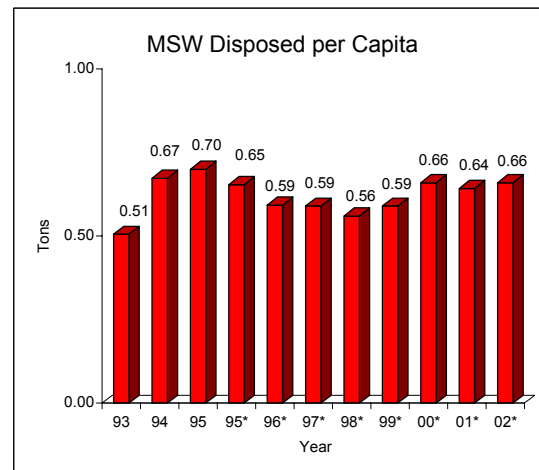


3. MSW Collected & Recycled	Collected (tons)	Recycled (%)
A. Minimum Five Wastes ³		
1. Newspaper	1,043	70
2. Glass	1,391	4
3. Aluminum Cans	348	5
4. Plastic Bottles	696	3
5. Steel Cans	348	17
B. Other Recyclables		
6. C&D Debris	0	0
7. Yard Trash	6,609	0
8. White Goods	1,391	0
9. Tires	348	0
10. Process Fuel	0	0
C. Other Wastes	22,609	16
D. Total Recycling Rate (%)		13
E. Adjusted Recycling Rate (%) ⁵		13



F. Waste Reduction Per Capita (%)	
(A negative number indicates an increase in the MSW disposal rate per capita.)	
1. Base Year: July 1988-June 1989	0
2. Base Year: July 1989-June 1990	12
3. Base Year: July 1990-June 1991	-6
4. Base Year: July 1991-June 1992	21
5. Base Year: July 1992-June 1993	-29
6. Base Year: July 1993-June 1994	2

G. Participation in Recycling ⁶	Units	Percent ⁷
1. Single-family Curbside	15,867	4
2. Multi-family Curbside ⁸	1,097	15
3. Commercial ⁹	1,637	
a) Scheduled collection		59
b) On call collection		3



¹ Official 2002 Governor's Office estimate.

² From 2002 Municipal Solid Waste Data Report.

³ The Legislature established a goal of 50 percent for each material by the end of 1994.

⁴ Some materials have been combined: Metals include Aluminum Cans, Steel Cans, Ferrous and Non-ferrous metals, and White Goods; Other Paper includes Corrugated, Office and Other Paper; and Plastics include Plastic Bottles and Other Plastics.

⁵ The legislature established a goal of 30 percent by the end of 1994 for all counties with a population of over 75,000.

⁶ Participation means availability and usage of recycling services (As of June 1999).

⁷ Percentage of total county units (single/multi-family dwellings and commercial establishments) participating in recycling.

⁸ Includes apartments, condominiums and others.

⁹ May also include government and institutional.

* Calendar year data.