

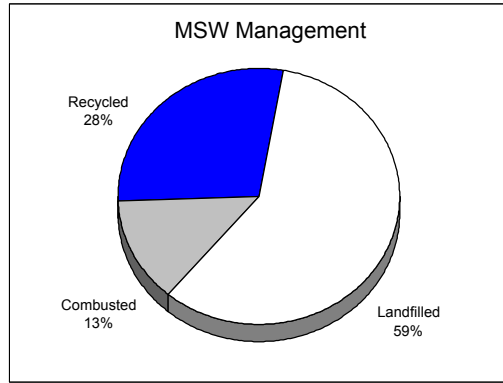
Florida

(Jan. 1, 2002 - Dec. 31, 2002)

1. Population ¹ 16,674,440

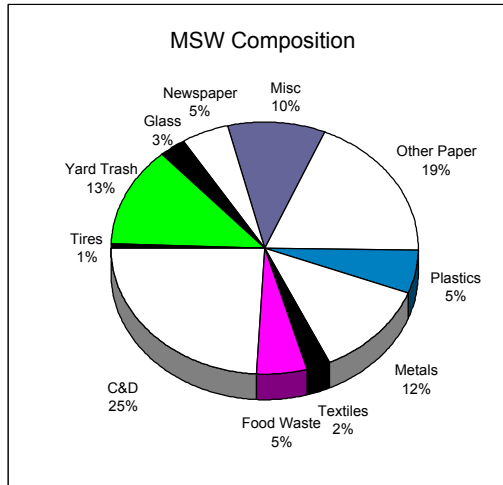
2. MSW Management (tons) ²

A. Landfilled	17,018,682
B. Combusted	3,913,322
C. Recycled	8,271,705
D. Total	29,203,709
E. Total Pounds per Capita Per Day ¹	9.60



3. MSW Collected & Recycled

	Collected (tons)	Recycled (%)
A. Minimum Five Wastes ³		
1. Newspaper	1,510,433	38
2. Glass	813,002	23
3. Aluminum Cans	181,065	24
4. Plastic Bottles	345,905	15
5. Steel Cans	287,065	22



B. Other Recyclables

6. C&D Debris	7,093,045	23
7. Yard Trash	3,668,008	51
8. White Goods	339,202	46
9. Tires	194,191	32
10. Process Fuel	404,571	100

C. Other Wastes 14,771,793 22

D. Total Recycling Rate (%) 28

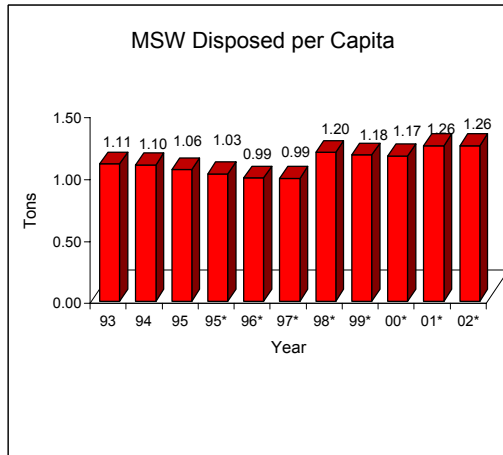
E. Adjusted Recycling Rate (%) ⁵ 28

F. Waste Reduction Per Capita (%)
(A negative number indicates an increase in the MSW disposal rate per capita.)

1. Base Year: July 1988-June 1989	6
2. Base Year: July 1989-June 1990	2
3. Base Year: July 1990-June 1991	-4
4. Base Year: July 1991-June 1992	-13
5. Base Year: July 1992-June 1993	-15
6. Base Year: July 1993-June 1994	-15

G. Participation in Recycling ⁶

	Units	Percent ⁷
1. Single-family Curbside	5,145,860	53
2. Multi-family Curbside ⁸	2,046,197	41
3. Commercial ⁹	625,877	
a) Scheduled collected		28
b) On call collected	Incomplete	



¹ Official 2002 Governor's Office estimate.

² From 2002 Municipal Solid Waste Data Report.

³ The Legislature established a goal of 50 percent for each material by the end of 1994.

⁴ Some materials have been combined: Metals include Aluminum Cans, Steel Cans, Ferrous and Non-ferrous metals, and White Goods; Other Paper includes Corrugated, Office and Other Paper; and Plastics include Plastic Bottles and Other Plastics.

⁵ The legislature established a goal of 30 percent by the end of 1994 for all counties with a population of over 75,000.

⁶ Participation means availability and usage of recycling services (As of June 1999).

⁷ Percentage of total county units (single/multi-family dwellings and commercial establishments) participating in recycling.

⁸ Includes apartments, condominiums and others.

⁹ May also include government and institutional.

* Calendar year data.