

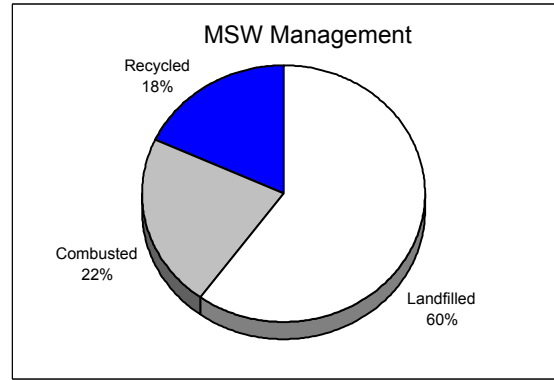
Dade County

(Jan 1, 2002 - Dec. 31, 2002)

1. Population¹ 2,312,478

2. MSW Management (tons)²

A. Landfilled	2,364,328
B. Combusted	865,490
C. Recycled	717,978
D. Total	3,947,796
E. Total Pounds per Capita Per Day ¹	9.35



3. MSW Collected & Recycled

	Collected	Recycled
	(tons)	(%)

A. Minimum Five Wastes³

1. Newspaper	213,088	22
2. Glass	118,288	30
3. Aluminum Cans	27,606	42
4. Plastic Bottles	43,372	18
5. Steel Cans	78,860	3

B. Other Recyclables

6. C&D Debris	579,815	9
7. Yard Trash	556,508	8
8. White Goods	21,665	100
9. Tires	17,829	34
10. Process Fuel	142,065	100

C. Other Wastes 2,290,765 15

D. Total Recycling Rate(%) 18

E. Adjusted Recycling Rate (%)⁵ 18

F. Waste Reduction Per Capita (%)

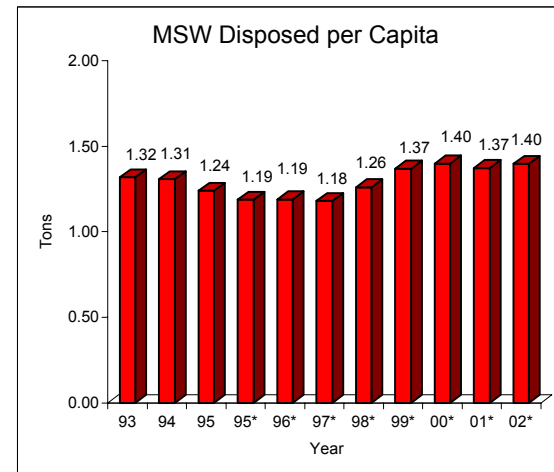
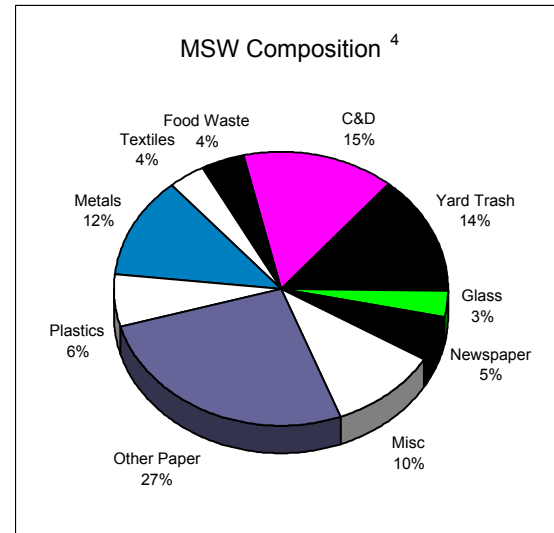
(A negative number indicates an increase in the MSW disposal rate per capita.)

1. Base Year: July 1988-June 1989	11
2. Base Year: July 1989-June 1990	12
3. Base Year: July 1990-June 1991	2
4. Base Year: July 1991-June 1992	-5
5. Base Year: July 1992-June 1993	-6
6. Base Year: July 1993-June 1994	-7

G. Participation in Recycling⁶

	Units	Percent ⁷
--	-------	----------------------

1. Single-family Curbside	473,699	78
2. Multi-family Curbside ⁸	324,412	52
3. Commercial ⁹	33,798	
a) Scheduled collection		52
b) On call collection		0



¹ Official 2002 Governor's Office estimate

² From 2002 Municipal Solid Waste Data Report.

³ The Legislature established a goal of 50 percent for each material by the end of 1994.

⁴ Some materials have been combined: Metals include Aluminum Cans, Steel Cans, Ferrous and Non-ferrous metals, and White Goods;

Other Paper includes Corrugated, Office and Other Paper; and Plastics include Plastic Bottles and Other Plastics.

⁵ The legislature established a goal of 30 percent by the end of 1994 for all counties with a population of over 75,000

⁶ Participation means availability and usage of recycling services (As of June 1999)

⁷ Percentage of total county units (single/multi-family dwellings and commercial establishments) participating in recycling

⁸ Includes apartments, condominiums and others.

⁹ May also include government and institutional.

* Calendar year data.