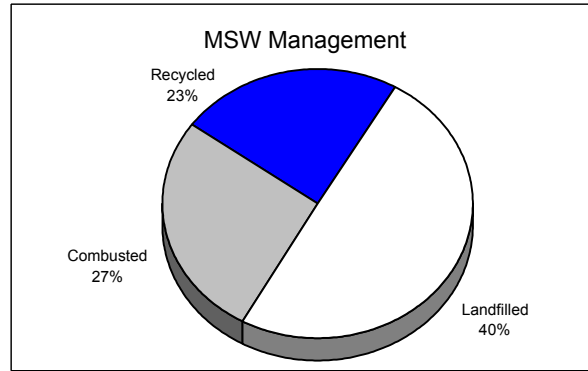


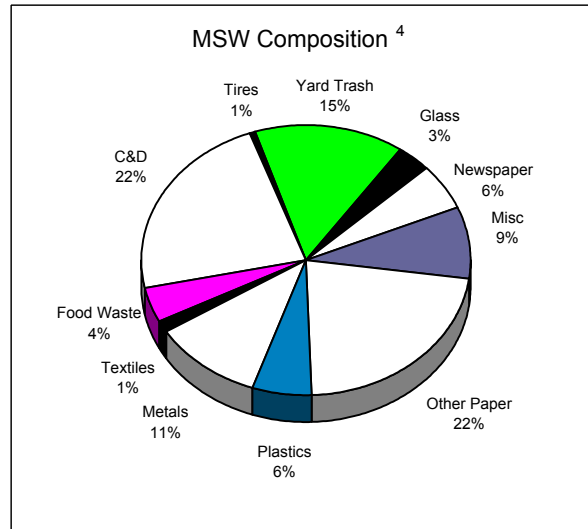
Broward County

(Jan. 1, 2002 - Dec. 31, 2002)

1. Population ¹	1,669,153
2. MSW Management (tons) ²	
A. Landfilled	1,426,853
B. Combusted	765,260
C. Recycled	671,250
D. Total	2,863,363
E. Total Pounds per Capita Per Day ¹	9.40



3. MSW Collected & Recycled	Collected (tons)	Recycled (%)
A. Minimum Five Wastes ³		
1. Newspaper	158,554	42
2. Glass	90,499	19
3. Aluminum Cans	10,154	15
4. Plastic Bottles	53,069	14
5. Steel Cans	16,709	28

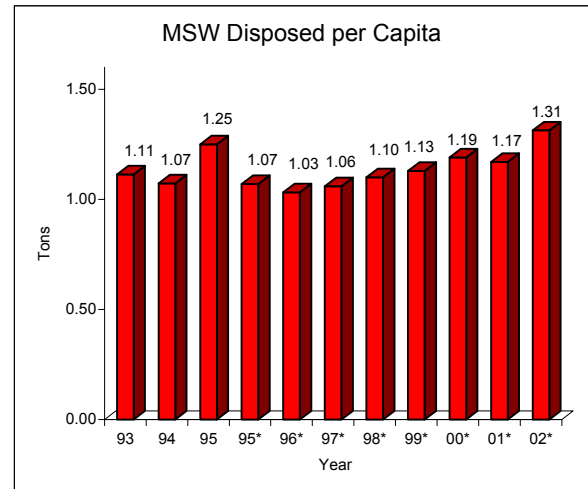


B. Other Recyclables		
6. C&D Debris	653,099	21
7. Yard Trash	424,330	22
8. White Goods	22,146	62
9. Tires	15,293	58
10. Process Fuel	0	0
C. Other Wastes	1,419,510	22
D. Total Recycling Rate(%)		23
E. Adjusted Recycling Rate (%) ⁵		23

F. Waste Reduction Per Capita (%)
 (A negative number indicates an increase in the MSW disposal rate per capita.)

1. Base Year: July 1988-June 1989	2
2. Base Year: July 1989-June 1990	-9
3. Base Year: July 1990-June 1991	-3
4. Base Year: July 1991-June 1992	-24
5. Base Year: July 1992-June 1993	-18
6. Base Year: July 1993-June 1994	-23

G. Participation in Recycling ⁶	Units	Percent ⁷
1. Single-family Curbside	414,336	65
2. Multi-family Curbside ⁸	325,813	65
3. Commercial ⁹	40,000	
a) Scheduled collection		25
b) On call collection		0



¹ Official 2002 Governor's Office estimate.

² From 2002 Municipal Solid Waste Data Report.

³ The Legislature established a goal of 50 percent for each material by the end of 1994.

⁴ Some materials have been combined: Metals include Aluminum Cans, Steel Cans, Ferrous and Non-ferrous metals, and White Goods; Other Paper includes Corrugated, Office and Other Paper; and Plastics include Plastic Bottles and Other Plastics.

⁵ The legislature established a goal of 30 percent by the end of 1994 for all counties with a population of over 75,000.

⁶ Participation means availability and usage of recycling services (As of June 1999).

⁷ Percentage of total county units (single/multi-family dwellings and commercial establishments) participating in recycling.

⁸ Includes apartments, condominiums and others.

⁹ May also include government and institutional.

* Calendar year data.