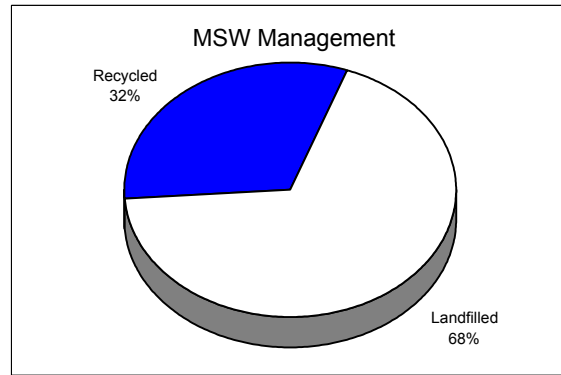


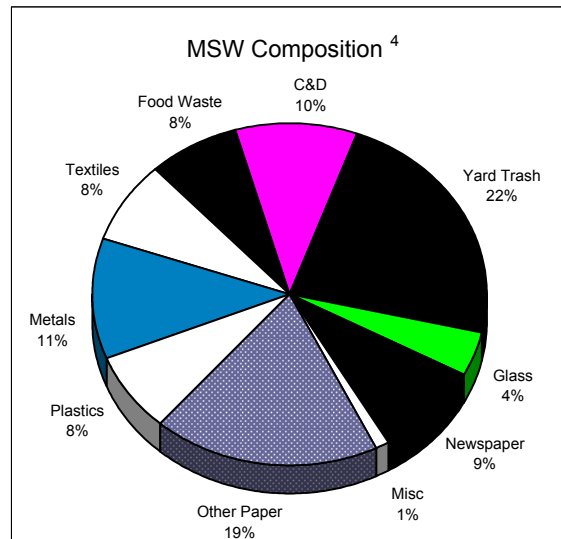
Brevard County

(Jan. 1, 2002 - Dec. 31, 2002)

1. Population ¹	494,102
2. MSW Management (tons) ²	
A. Landfilled	708,262
B. Combusted	0
C. Recycled	326,927
D. Total	1,035,189
E. Total Pounds per Capita Per Day ¹	11.48

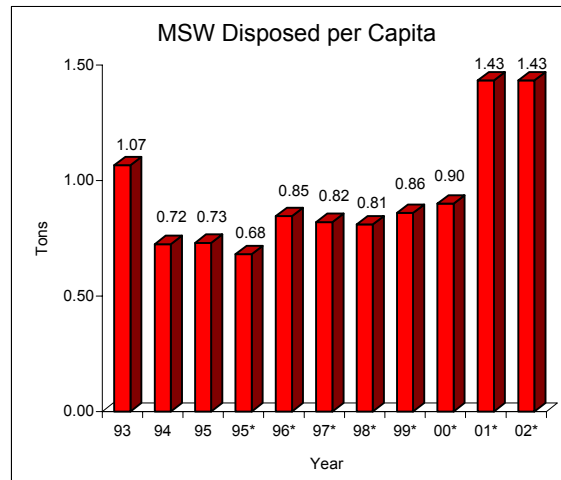


3. MSW Collected & Recycled	Collected (tons)	Recycled (%)
A. Minimum Five Wastes ³		
1. Newspaper	90,149	21
2. Glass	45,074	16
3. Aluminum Cans	11,269	12
4. Plastic Bottles	11,269	13
5. Steel Cans	11,269	15
B. Other Recyclables		
6. C&D Debris	102,579	4
7. Yard Trash	236,641	85
8. White Goods	11,269	0
9. Tires	4,512	100
10. Process Fuel	43,440	100
C. Other Wastes	511,158	8
D. Total Recycling Rate (%)		32
E. Adjusted Recycling Rate (%) ⁵		32
F. Waste Reduction Per Capita (%)		
(A negative number indicates an increase in the MSW disposal rate per capita.)		



1. Base Year: July 1988-June 1989	-46
2. Base Year: July 1989-June 1990	-23
3. Base Year: July 1990-June 1991	-51
4. Base Year: July 1991-June 1992	-56
5. Base Year: July 1992-June 1993	-34
6. Base Year: July 1993-June 1994	-99

G. Participation in Recycling ⁶	Units	Percent ⁷
1. Single-family Curbside	237,478	80
2. Multi-family Curbside ⁸	42,756	40
3. Commercial ⁹	55,310	
a) Scheduled collection		10
b) On call collection		2



¹ Official 2002 Governor's Office estimate.

² From 2002 Municipal Solid Waste Data Report.

³ The Legislature established a goal of 50 percent for each material by the end of 1994.

⁴ Some materials have been combined: Metals include Aluminum Cans, Steel Cans, Ferrous and Non-ferrous metals, and White Goods;

Other Paper includes Corrugated, Office and Other Paper; and Plastics include Plastic Bottles and Other Plastics.

⁵ The legislature established a goal of 30 percent by the end of 1994 for all counties with a population of over 75,000.

⁶ Participation means availability and usage of recycling services (As of June 1999).

⁷ Percentage of total county units (single/multi-family dwellings and commercial establishments) participating in recycling.

⁸ Includes apartments, condominiums and others.

⁹ May also include government and institutional.

* Calendar year data.