

Florida Park Service

2010-2011 Resource Management Annual Report

**FLORIDA
State Parks**
...the Real Florida



July 1, 2010 - June 30, 2011

FLORIDA PARK SERVICE RESOURCE MANAGEMENT ANNUAL REPORT

July 2010– June 2011

Prepared by:
Bureau of Natural and Cultural Resources
3900 Commonwealth Boulevard
Tallahassee, Florida 32399-3000
(850) 245-3104

CONTENTS:

Executive Summary	Page 1
Fire and Burning	Page 3
Mechanical Treatment	Page 18
Exotic Plant Removal	Page 19
Nuisance and Exotic Animal Removal	Page 72
Marine Turtle Nesting	Page 109

2010 – 2011 Resource Management Annual Report Executive Summary

Prescribed Burning and Wildfires

- FPS burned 46,353 acres, accomplishing 77% of the minimum ecological target and 58% of the acres planned
- The number fire-type acres in rotation (within their recommended FRI) decreased by 2%
- 75% of parks with acres planned conducted at least one prescribed burn
- 32% of parks that burned met their minimum ecological target
- FPS conducted 301 prescribed burns
- 61 wildfires accounted for 7,417 acres (16%) of the total acres burned
- While no district achieved 100% of their planned goal, District one was the standout with 92%
- 45% of the parks in District One achieved 100% of their stated goal
- Districts Three and Four contain 68% of FPS fire-type acres and accounted for 73% of acres burned
- 3,205 acres were mechanically treated in 23 parks for habitat improvement or fuel reduction

Between the end of May and the beginning of July 2011, the division deployed four wildfire strike teams at the request of Florida Forest Service. The four 10-person teams, comprised of FTE, OPS, and Volunteer staff, worked more than 8,200 hours over the course of 37 days. They were deployed to the FFS's Waccasassa, Bunnell, and Suwannee districts, working on large fires that encompassed a variety of state, federal and private lands. On June 21st, Division Director Donald Forgione received a special request for assistance following the tragic loss of two Florida Forest Service firefighters on the Blue Ribbon Fire. FPS Strike Team 12 was deployed in the early morning of June 22, enabling the local staff to step away from the site of the tragic events. All those who contributed time and effort to protecting Florida's forest communities, as well as the life and property of its residents, should be commended, but perhaps none more than the members of Strike Team 12.

Exotic Plant Removal

- 17,237 acres of exotic plants were treated on division-managed lands
- A total of 135 parks reported treating exotics
- Approximately 50% of the 184 species treated are listed as Category I or II by the Florida Exotic Pest Plant Council (EPPC)
- Staff prepared and submitted 30 proposals to their local working groups and 24 of those were funded
- Approximately 70% of the division's upland acres are in "maintenance condition" (i.e., exotic-free or being successfully managed)

Perhaps the most noteworthy accomplishment in the realm of exotic plants for Fiscal Year 2010-2011 was the development of the "treatment" side of the division's Invasive Exotic Plant (IEP) database. A committee of field staff and members of the Bureau of Natural and Cultural Resources worked throughout the year designing and developing forms and protocols to bring increased consistency and integrity to our data reporting. While refinements and improvements will continue, beginning with FY 11-12 staff in

the parks will be able to enter their treatment data, relieving the district offices of data-entry responsibility. By the end of next year, the database will produce an Annual Report showing division goals and accomplishments, and several other reports will be developed.

Nuisance and Exotic Animal Removal

- 3,573 feral hogs were removed in FY 10-11, the third-highest year on record
- Both Districts Two and Five recorded their all-time highest numbers of hogs removed
- Contractors and volunteers were responsible for 57% of all animals removed; park staff removed the remaining 43%
- Fiscal Year 2010-11 marked the first report of a coyote removal from District Two (Cedar Key Scrub)
- Coyotes now join hogs, armadillos, and feral cats as the only exotic species removed from all five districts

USDA Wildlife Services contracts were used in 19 parks across four districts for removal of both nuisance native and exotic animals, often to protect nesting marine turtles and shorebirds. Exotic fishes have long been a recognized problem in the freshwater systems of District Three, where they have been removed in very large numbers for many years. In addition, this year there was a notable rise in the number of highly invasive Red Lionfish removed from several parks in District Five.

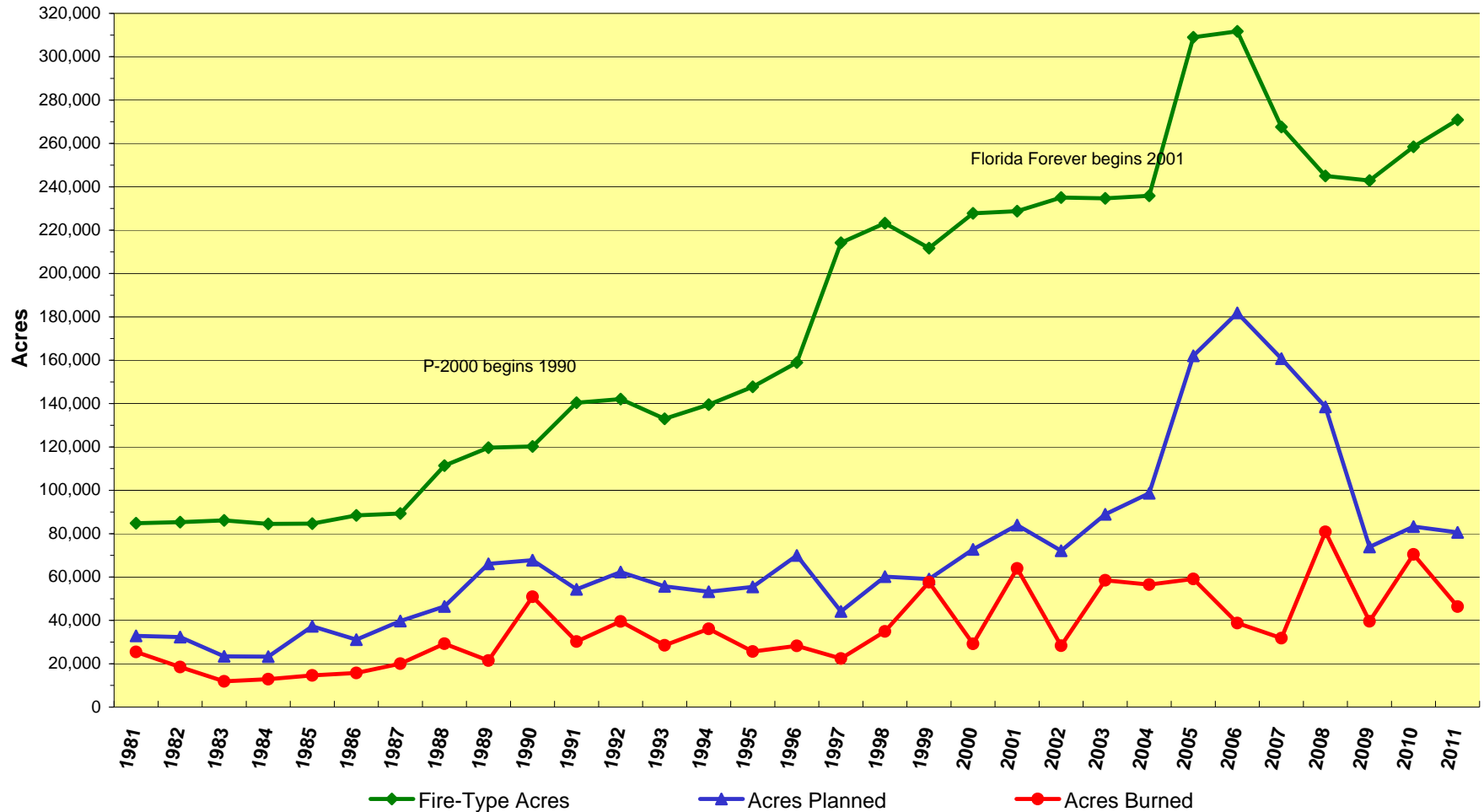
Marine Turtle Nesting – Calendar Year 2011

- 4,397 total nests were reported, an 8.5% decrease from 2010
- While Loggerhead nesting was mostly average statewide, a few parks reported record high nesting
- Green turtle nesting was the third best year on record with 785 nests (2010 was second highest)
- Leatherback nesting was the highest ever (131 nests), with MacArthur Beach nearly doubling their former record
- Roughly 109 miles of state park beaches were surveyed in 40 parks
- 266 nests were damaged by erosion, an 81% increase from 2010
- Depredation was 8% statewide, a slight decrease from last year

With great relief by all, Deepwater Horizon oil spill response activities on all beaches greatly decreased this year. The 2011 nesting season was impacted by a small number of tropical storms, one hurricane (Irene) and a couple unnamed storms. Predator control continued to be a challenge in a few. For the second year in a row, The Sea Turtle Conservancy generously funded predator control work in three state parks. Overall the nesting trends for both Green and Leatherback turtles continue to show a positive increase.

Florida Park Service Prescribed Burning History 1981-2011

Fire-Type Acres, Acres Planned And Acres Burned



Notes About This Graph

1981: FPS began systematically tracking fire program accomplishments

2005: Fire-type acres under management increased with the addition Office of Coastal and Aquatic Managed Areas properties

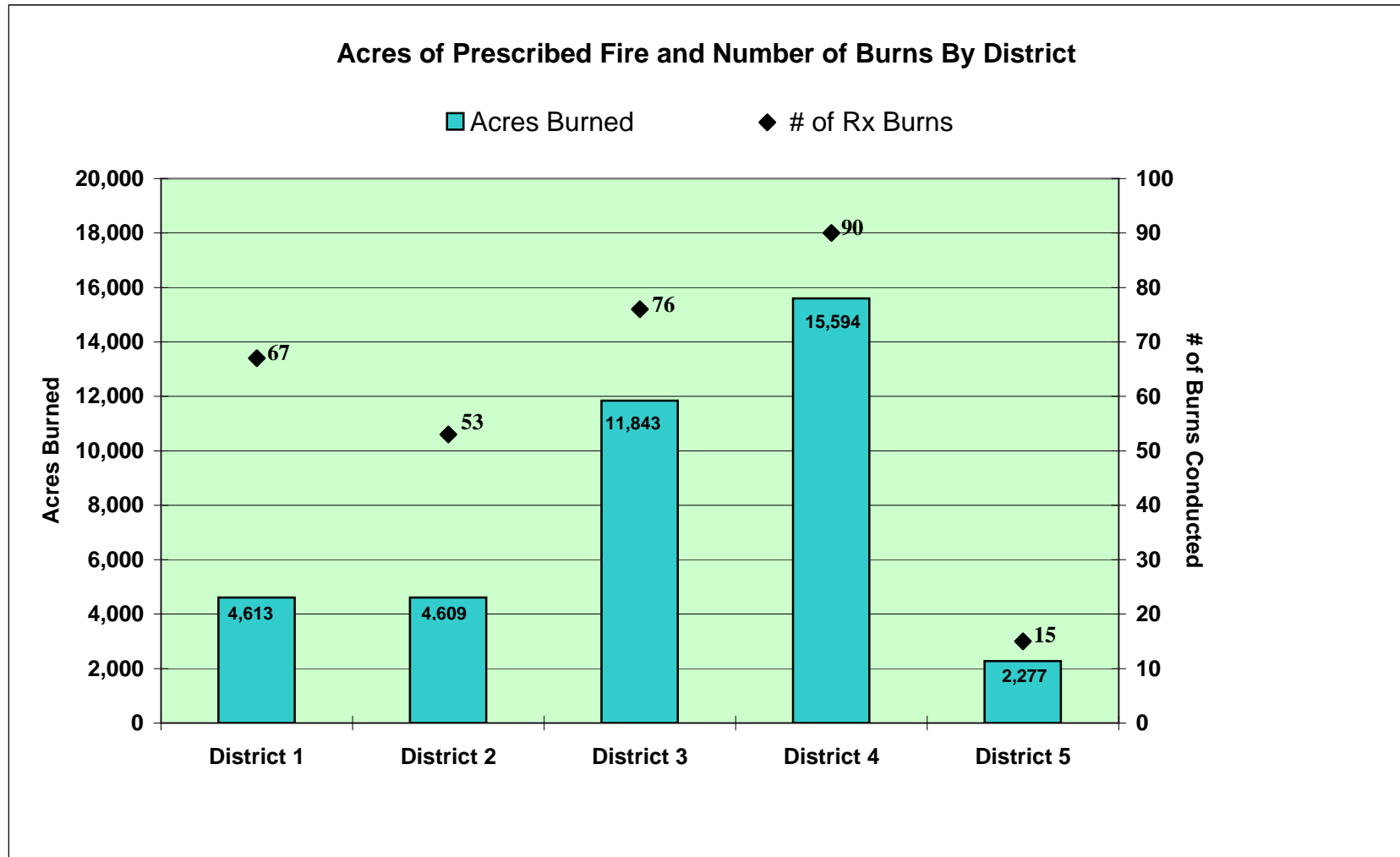
2005: "Acres Planned" was re-defined to include ecological need rather than the parks' operational plans

2007: Number of fire-type acres dropped significantly with the transfer of Tosohatchee State Reserve to FWC

2009: Began tracking fire management accomplishments with new, more accurate database; resumed tracking operational plans rather than ecological objective

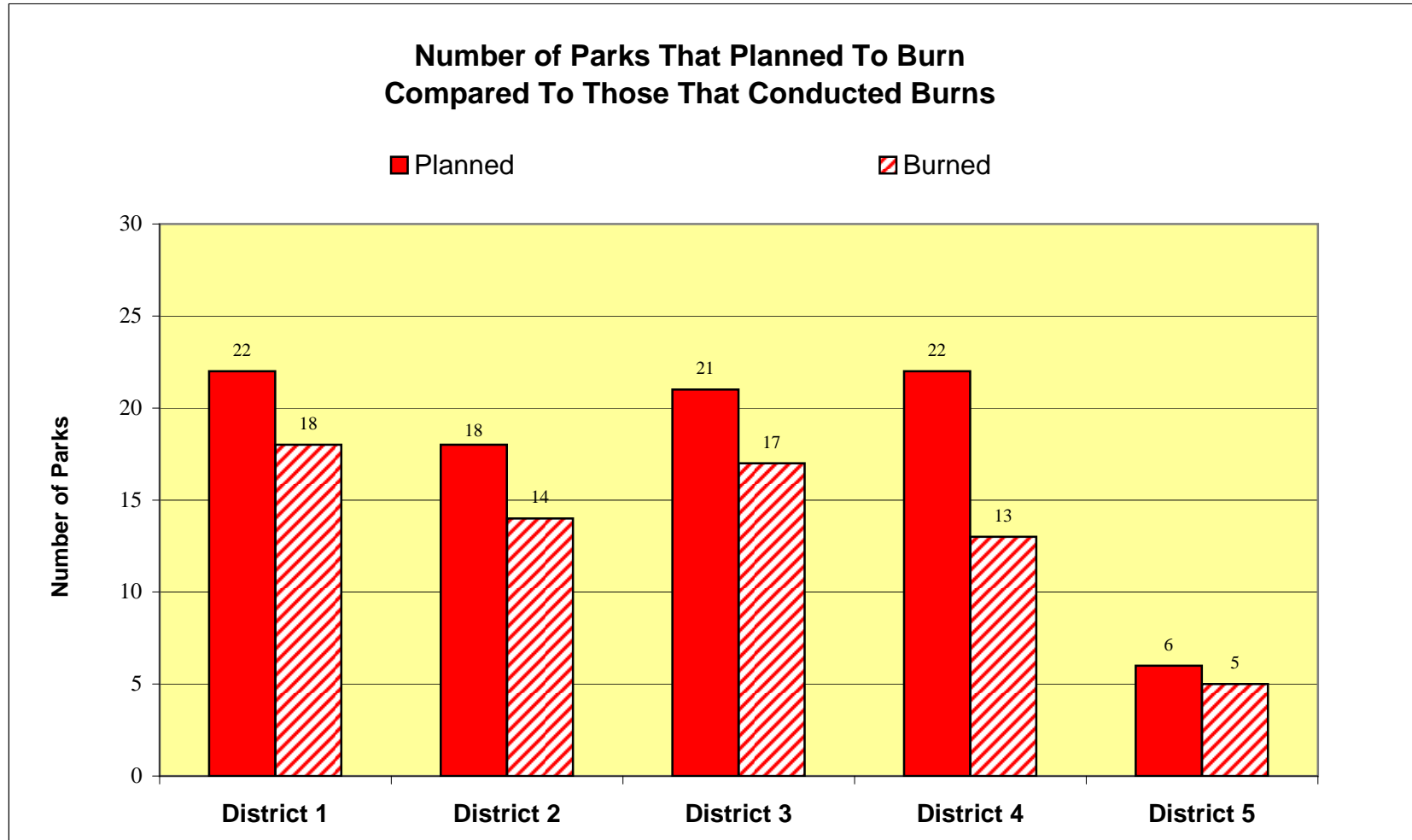
Florida Park Service
Annual Fire Report
Fiscal Year 2010-2011

The graph below represents the total number of acres managed with prescribed fire (excludes wildfires) and the number of prescribed burns conducted in each district during the fiscal year.



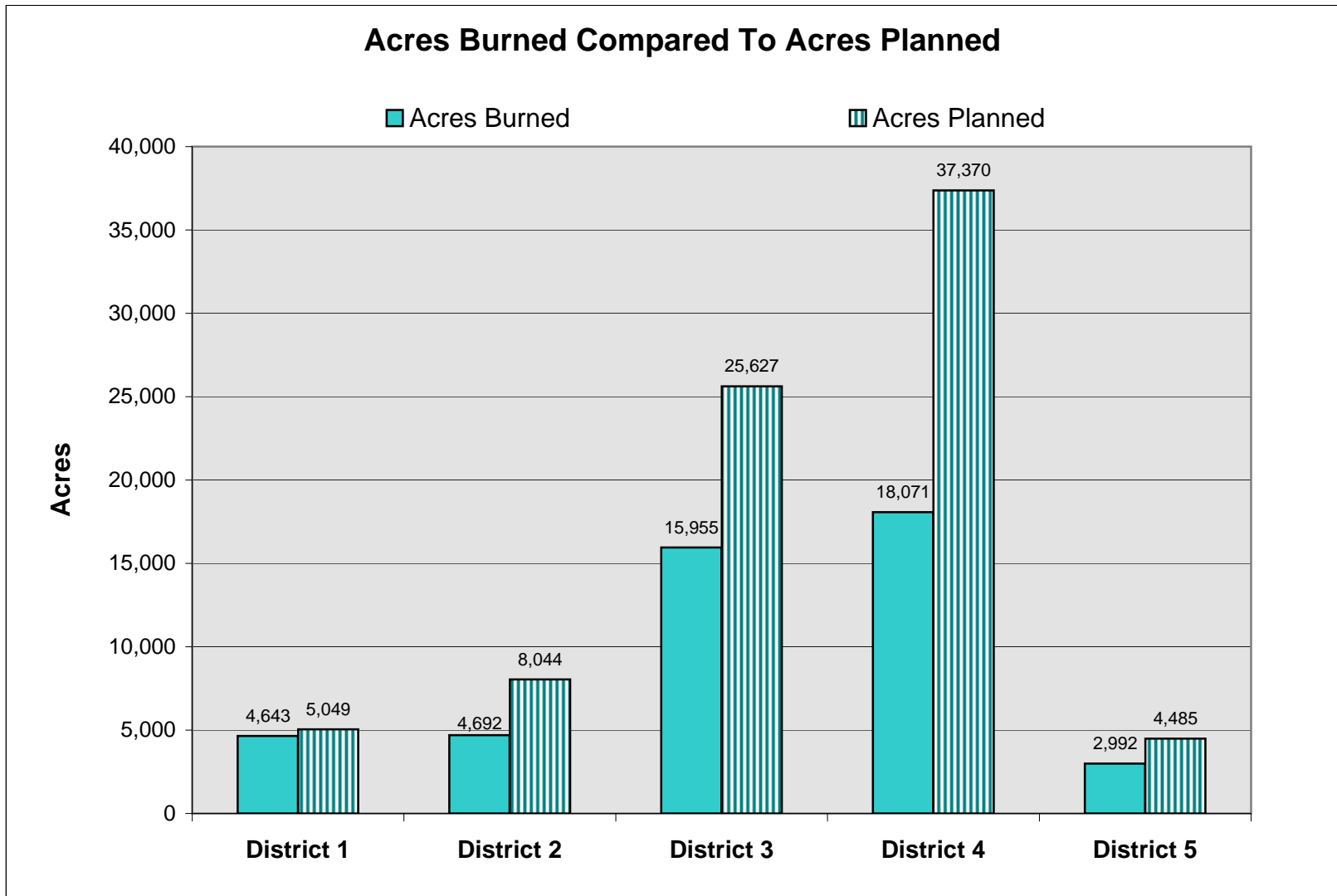
Florida Park Service
Annual Fire Report
Fiscal Year 2010-2011

The graph below compares number of parks that planned to burn with the number that successfully conducted at least one prescribed burn during the fiscal year.



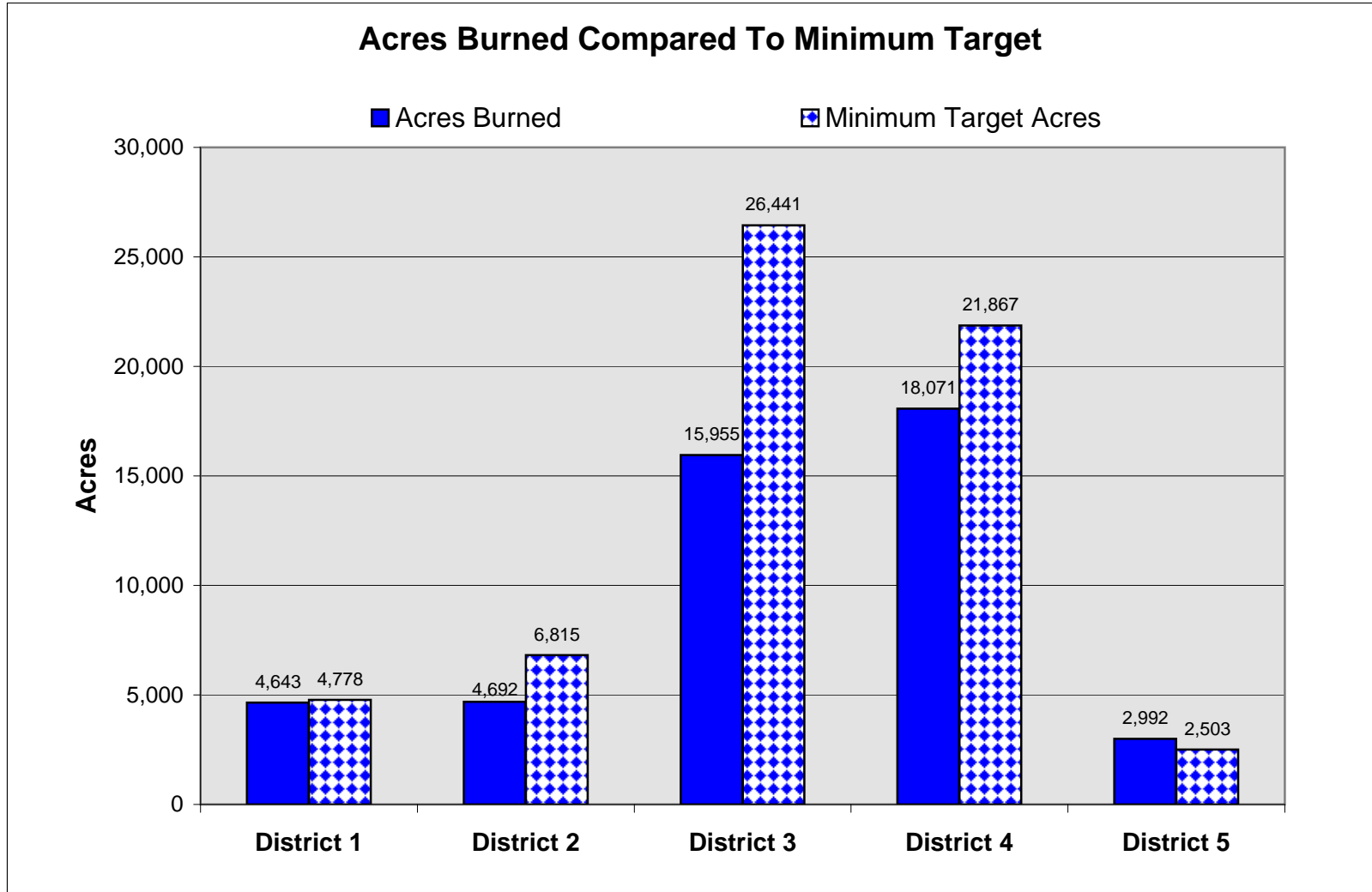
Florida Park Service
Annual Fire Report
Fiscal Year 2010-2011

The graph below shows the number of acres each district planned to burn compared to what was actually accomplished. Acres burned are from both wildfire and prescribed fire.



Florida Park Service
Annual Fire Report
Fiscal Year 2010-2011

The graph below shows the minimum target acres for each district and the number of acres burned during the fiscal year, either by prescribed fire or wildfire. The minimum target is the number of acres that must be burned during the fiscal year to remain within the acceptable fire-return interval.



Florida Park Service Annual Fire Report - Fiscal Year: July 1, 2010 - June 30, 2011

Unit	Planning as of 7/1 of FY				Accomplishments - Acres Treated (Rx / Wildfire)						Eval. as of 6/30 of FY	
	Fire-Type (FT) Acres	FT Acres in Rotation	FT Target Acres	FT Acres Planned	Total Acres	Quarter 1 July-Sep	Quarter 2 Oct-Dec	Quarter 3 Jan-Mar	Quarter 4 Apr-Jun	Burn Count Rx / WF	FT Acres In Rotation	% of Plan Met
District 1	29,496	14,314	4,778 - 11,367	5,049	4,613 / 30	164 / 4	363 / 0	3,306 / 0	780 / 26	67 / 4	15,785	92.0%
					4,643	168	363	3,306	806	71		
District 2	39,086	25,306	6,815 - 33,709	8,044	4,609 / 83	361 / 0	624 / 0	2,998 / 27	626 / 56	53 / 7	26,794	58.3%
					4,692	361	624	3,025	682	60		
District 3	105,840	64,608	26,441 - 68,988	25,627	11,843 / 4,112	3,354 / 111	761 / 24	3,649 / 457	4,079 / 3,520	76 / 27	56,562	62.3%
					15,955	3,465	785	4,106	7,599	103		
District 4	77,446	48,716	21,867 - 73,223	37,370	15,594 / 2,477	866 / 0	495 / 2	4,400 / 118	9,833 / 2,357	90 / 15	49,106	48.4%
					18,071	866	497	4,518	12,190	105		
District 5	19,014	11,345	2,503 - 9,051	4,485	2,277 / 715	1,017 / 0	879 / 2	371 / 0	10 / 713	15 / 8	12,175	66.7%
					2,992	1,017	881	371	723	23		
Statewide Totals:	270,882	164,289	62,404 - 196,338	80,575	38,936 / 7,417	5,762 / 115	3,122 / 28	14,724 / 602	15,328 / 6,672	301 / 61	160,422	57.5%
					46,353	5,877	3,150	15,326	22,000	362		

PLANNING AS OF JULY 1

- Fire-Type (FT) Acres:** Includes all natural communities where fire is an ecological process and any other zones being managed with fire.
- FT Acres in Rotation:** Fire-type acres that do not exceed maximum Fire Return Interval. That is, acres that are not backlogged. Formula: Fire-Type Acres less Backlog Acres.
- FT Target Acres:** Range of fire-type acres that need to be burned to remain in rotation. Formula: Sum of Acres by zone divided by maximum / minimum fire return interval.
- FT Acres Planned:** Fire-type acres in the fiscal year plan for burning. Formula: Sum of Annual Planned Acres.

ACCOMPLISHMENTS - ACRES BURNED (RX / WILDFIRE)

- Total:** Acres burned during the fiscal year, showing both prescribed and wildfire.
- Quarterly:** Acreage burned during each fiscal quarter, showing both prescribed and wildfire.
- Burn Count:** Number of prescribed fires and wildfires during the fiscal year. Each entry with a DOF Authorization counts as a single burn.
Each entry with 'Day of 1st Report' for wildfire counts as one burn.

EVALUATION (Figures are performance indicators during the year and statistically valid on June 30.)

- FT Acres in Rotation:** Acreage that would be considered in rotation if no further burning for the fiscal year is done. Formula: Acres in Rotation (as of July 1) less acres that would become backlogged on June 30, plus acres burned during the fiscal year.
- % of Plan Met:** Percent of planned acres that were treated with fire. Formula: Annual Acres Treated Total divided by Acres Planned with a maximum value of 100%

Florida Park Service Annual Fire Report - Fiscal Year: July 1, 2010 - June 30, 2011

Unit	Planning as of 7/1 of FY				Accomplishments - Acres Treated (Rx / Wildfire)						Eval. as of 6/30 of FY	
	Fire-Type (FT) Acres	FT Acres in Rotation	FT Target Acres	FT Acres Planned	Total Acres	Quarter 1 July-Sep	Quarter 2 Oct-Dec	Quarter 3 Jan-Mar	Quarter 4 Apr-Jun	Burn Count Rx / WF	FT Acres In Rotation	% of Plan Met
District 1												
Alfred B. Maclay Gardens	47	0	6 - 16	0	0 / 0	0 / 0	0 / 0	0 / 0	0 / 0	0 / 0	0	0.0%
Bald Point	3,409	2,372	612 - 1,511	1,070	1,220 / 0	0 / 0	0 / 0	1,220 / 0	0 / 0	2 / 1	2,543	100.0%
Big Lagoon	349	198	43 - 106	117	95 / 0	0 / 0	45 / 0	50 / 0	0 / 0	8 / 0	228	81.2%
Blackwater River	391	391	116 - 196	36	238 / 0	0 / 0	0 / 0	206 / 0	32 / 0	3 / 0	391	100.0%
Camp Helen	96	0	12 - 44	0	0 / 0	0 / 0	0 / 0	0 / 0	0 / 0	0 / 0	0	0.0%
Deer Lake	1,577	375	260 - 658	546	462 / 0	0 / 0	110 / 0	282 / 0	70 / 0	4 / 0	841	84.6%
Dr. Julian G. Bruce St. George Island	1,118	301	104 - 318	279	279 / 0	0 / 0	0 / 0	279 / 0	0 / 0	2 / 0	547	100.0%
Econfina River	131	0	38 - 57	0	0 / 0	0 / 0	0 / 0	0 / 0	0 / 0	0 / 0	0	0.0%
Edward Ball Wakulla Springs	3,380	3,032	632 - 1,584	563	591 / 0	0 / 0	27 / 0	398 / 0	166 / 0	10 / 0	3,032	100.0%
Falling Waters	138	137	35 - 69	70	70 / 0	0 / 0	0 / 0	70 / 0	0 / 0	2 / 0	137	100.0%
Florida Caverns	204	35	13 - 68	54	63 / 0	0 / 0	0 / 0	63 / 0	0 / 0	3 / 0	123	100.0%
Fred Gannon Rocky Bayou	263	22	13 - 32	0	0 / 0	0 / 0	0 / 0	0 / 0	0 / 0	0 / 0	22	0.0%
Grayton Beach	1,399	371	236 - 555	148	0 / 0	0 / 0	0 / 0	0 / 0	0 / 0	0 / 0	371	0.0%
Henderson Beach	115	0	0 - 5	0	0 / 0	0 / 0	0 / 0	0 / 0	0 / 0	0 / 0	0	0.0%
Lake Talquin	289	129	58 - 144	15	12 / 0	0 / 0	0 / 0	0 / 0	12 / 0	1 / 0	165	80.0%
Letchworth-Love Mounds	128	118	22 - 60	97	0 / 0	0 / 0	0 / 0	0 / 0	0 / 0	0 / 0	118	0.0%
Ochlockonee River	498	299	99 - 246	70	55 / 1	34 / 0	0 / 0	0 / 0	21 / 1	4 / 1	301	80.0%
Ponce de Leon Springs	166	102	41 - 60	13	13 / 0	0 / 0	0 / 0	13 / 0	0 / 0	1 / 0	102	100.0%
San Marcos de Apalache	0	0	0 - 0	3	0 / 0	0 / 0	0 / 0	0 / 0	0 / 0	0 / 0	0	0.0%
St. Andrews	666	601	94 - 213	46	0 / 0	0 / 0	0 / 0	0 / 0	0 / 0	0 / 0	601	0.0%
St. Marks River	1,090	695	218 - 545	270	168 / 0	90 / 0	0 / 0	0 / 0	78 / 0	2 / 0	736	62.2%
Tarkiln Bayou	3,195	836	773 - 1,517	436	189 / 0	40 / 0	0 / 0	149 / 0	0 / 0	4 / 0	990	43.3%

Florida Park Service Annual Fire Report - Fiscal Year: July 1, 2010 - June 30, 2011

Unit	Planning as of 7/1 of FY				Accomplishments - Acres Treated (Rx / Wildfire)						Eval. as of 6/30 of FY	
	Fire-Type (FT) Acres	FT Acres in Rotation	FT Target Acres	FT Acres Planned	Total Acres	Quarter 1 July-Sep	Quarter 2 Oct-Dec	Quarter 3 Jan-Mar	Quarter 4 Apr-Jun	Burn Count Rx / WF	FT Acres In Rotation	% of Plan Met
TH Stone Memorial St. Joseph Penin	1,906	1,725	90 - 536	102	213 / 0	0 / 0	102 / 0	111 / 0	0 / 0	3 / 0	1,792	100.0%
Three Rivers	343	343	68 - 171	164	280 / 25	0 / 0	0 / 0	170 / 0	110 / 25	6 / 1	343	100.0%
Topsail Hill	860	402	151 - 332	136	163 / 4	0 / 4	79 / 0	84 / 0	0 / 0	5 / 1	500	100.0%
Torreyia	6,958	1,721	854 - 1,940	555	501 / 0	0 / 0	0 / 0	210 / 0	291 / 0	6 / 0	1,791	90.3%
Yellow River Marsh	779	110	190 - 384	259	1 / 0	0 / 0	0 / 0	1 / 0	0 / 0	1 / 0	110	0.4%
District 1	29,496	14,314	4,778 - 11,367	5,049	4,613 / 30	164 / 4	363 / 0	3,306 / 0	780 / 26	67 / 4	15,785	92.0%
					4,643	168	363	3,306	806	71		

Florida Park Service Annual Fire Report - Fiscal Year: July 1, 2010 - June 30, 2011

Unit	Planning as of 7/1 of FY				Accomplishments - Acres Treated (Rx / Wildfire)						Eval. as of 6/30 of FY	
	Fire-Type (FT) Acres	FT Acres in Rotation	FT Target Acres	FT Acres Planned	Total Acres	Quarter 1 July-Sep	Quarter 2 Oct-Dec	Quarter 3 Jan-Mar	Quarter 4 Apr-Jun	Burn Count Rx / WF	FT Acres In Rotation	% of Plan Met
District 2												
Amelia Island	30	0	4 - 12	0	0 / 0	0 / 0	0 / 0	0 / 0	0 / 0	0 / 0	0	0.0%
Big Shoals	663	135	218 - 661	316	251 / 4	3 / 0	0 / 0	37 / 0	211 / 4	5 / 1	318	80.7%
Big Talbot Island	346	163	21 - 58	0	0 / 0	0 / 0	0 / 0	0 / 0	0 / 0	0 / 0	48	0.0%
Cedar Key Scrub	2,359	1,650	279 - 698	433	0 / 0	0 / 0	0 / 0	0 / 0	0 / 0	0 / 0	1,627	0.0%
Crystal River	2,344	1,264	488 - 1,625	798	149 / 5	0 / 0	101 / 0	48 / 0	0 / 5	2 / 1	1,296	19.3%
Devil's Millhopper	33	19	11 - 33	16	0 / 0	0 / 0	0 / 0	0 / 0	0 / 0	0 / 0	19	0.0%
Dudley Farm	189	126	9 - 171	87	67 / 0	0 / 0	0 / 0	67 / 0	0 / 0	1 / 0	126	77.0%
Ellie Schiller Homosassa Sprgs	14	0	5 - 15	0	0 / 0	0 / 0	0 / 0	0 / 0	0 / 0	0 / 0	0	0.0%
Fanning Springs	8	2	2 - 8	8	4 / 0	4 / 0	0 / 0	0 / 0	0 / 0	1 / 0	3	50.0%
Fort Clinch	76	0	1 - 5	0	0 / 0	0 / 0	0 / 0	0 / 0	0 / 0	0 / 0	0	0.0%
Fort Cooper	420	198	111 - 419	163	95 / 0	0 / 0	0 / 0	95 / 0	0 / 0	1 / 0	293	58.3%
Fort George Island	1	0	0 - 0	0	0 / 0	0 / 0	0 / 0	0 / 0	0 / 0	0 / 0	0	0.0%
Ichetucknee Springs	1,716	709	569 - 1,714	614	429 / 0	272 / 0	0 / 0	122 / 0	35 / 0	7 / 0	981	69.9%
Lafayette Blue Spring	0	0	0 - 0	0	0 / 0	0 / 0	0 / 0	0 / 0	0 / 0	0 / 0	0	0.0%
Little Talbot Island	169	0	0 - 0	0	0 / 0	0 / 0	0 / 0	0 / 0	0 / 0	0 / 0	0	0.0%
Manatee Springs	999	996	291 - 867	291	438 / 27	2 / 0	181 / 0	255 / 27	0 / 0	9 / 1	996	100.0%
Marjorie Kinnan Rawlings	0	0	0 - 0	0	0 / 0	0 / 0	0 / 0	0 / 0	0 / 0	0 / 0	0	0.0%
Mike Roess Gold Head Branch	2,031	810	609 - 1,864	239	576 / 1	0 / 0	2 / 0	383 / 0	191 / 1	6 / 1	1,113	100.0%
O'Leno/River Rise	2,988	1,929	890 - 2,740	1,022	925 / 0	48 / 0	300 / 0	488 / 0	89 / 0	9 / 0	2,521	90.5%
Paynes Prairie	15,917	13,399	913 - 14,983	1,469	856 / 0	1 / 0	0 / 0	855 / 0	0 / 0	5 / 0	13,337	58.3%
Pumpkin Hill Creek	3,260	679	845 - 3,072	747	0 / 40	0 / 0	0 / 0	0 / 0	0 / 40	0 / 1	671	5.4%
Rainbow Springs	1,132	470	349 - 1,064	376	31 / 0	31 / 0	0 / 0	0 / 0	0 / 0	1 / 0	481	8.2%

Florida Park Service Annual Fire Report - Fiscal Year: July 1, 2010 - June 30, 2011

Unit	Planning as of 7/1 of FY				Accomplishments - Acres Treated (Rx / Wildfire)						Eval. as of 6/30 of FY	
	Fire-Type (FT) Acres	FT Acres in Rotation	FT Target Acres	FT Acres Planned	Total Acres	Quarter 1 July-Sep	Quarter 2 Oct-Dec	Quarter 3 Jan-Mar	Quarter 4 Apr-Jun	Burn Count Rx / WF	FT Acres In Rotation	% of Plan Met
San Felasco Hammock	2,847	2,132	699 - 2,221	1,028	296 / 0	0 / 0	0 / 0	196 / 0	100 / 0	3 / 0	2,238	28.8%
Stephen Foster	544	234	182 - 545	225	190 / 0	0 / 0	0 / 0	190 / 0	0 / 0	1 / 0	294	84.4%
Suwannee River	652	391	217 - 652	187	302 / 0	0 / 0	40 / 0	262 / 0	0 / 0	2 / 0	431	100.0%
Troy Spring	51	0	18 - 51	25	0 / 0	0 / 0	0 / 0	0 / 0	0 / 0	0 / 0	0	0.0%
Waccasassa Bay	179	0	60 - 178	0	0 / 6	0 / 0	0 / 0	0 / 0	0 / 6	0 / 2	0	0.0%
Wes Skiles Peacock Springs	117	0	24 - 53	0	0 / 0	0 / 0	0 / 0	0 / 0	0 / 0	0 / 0	0	0.0%
District 2	39,086	25,306	6,815 - 33,709	8,044	4,609 / 83	361 / 0	624 / 0	2,998 / 27	626 / 56	53 / 7	26,794	58.3%
					4,692	361	624	3,025	682	60		

Florida Park Service Annual Fire Report - Fiscal Year: July 1, 2010 - June 30, 2011

Unit	Planning as of 7/1 of FY				Accomplishments - Acres Treated (Rx / Wildfire)						Eval. as of 6/30 of FY	
	Fire-Type (FT) Acres	FT Acres in Rotation	FT Target Acres	FT Acres Planned	Total Acres	Quarter 1 July-Sep	Quarter 2 Oct-Dec	Quarter 3 Jan-Mar	Quarter 4 Apr-Jun	Burn Count Rx / WF	FT Acres In Rotation	% of Plan Met
District 3												
Addison Blockhouse	0	0	0 - 0	0	0 / 1	0 / 0	0 / 0	0 / 0	0 / 1	0 / 1	0	0.0%
Allen D. Broussard Catfish Crk	4,073	1,824	781 - 1,832	1,406	449 / 0	342 / 0	0 / 0	107 / 0	0 / 0	6 / 0	1,596	31.9%
Anastasia	82	0	8 - 82	0	0 / 0	0 / 0	0 / 0	0 / 0	0 / 0	0 / 0	0	0.0%
Blue Spring	1,163	446	191 - 438	372	13 / 0	0 / 0	0 / 0	13 / 0	0 / 0	2 / 0	446	3.5%
Bulow Creek	704	178	135 - 267	393	95 / 2	38 / 0	0 / 0	57 / 0	0 / 2	2 / 1	214	24.7%
Bulow Plantation Ruins	0	0	0 - 0	0	0 / 0	0 / 0	0 / 0	0 / 0	0 / 0	0 / 0	0	0.0%
Colt Creek	1,879	495	419 - 850	467	230 / 1	0 / 0	60 / 1	170 / 0	0 / 0	2 / 1	495	49.5%
De Leon Springs	138	33	33 - 66	65	14 / 0	14 / 0	0 / 0	0 / 0	0 / 0	1 / 0	42	21.5%
Dunns Creek	3,964	1,498	906 - 2,359	715	0 / 0	0 / 0	0 / 0	0 / 0	0 / 0	0 / 0	1,498	0.0%
Faver-Dykes	4,044	2,089	516 - 1,045	286	28 / 145	0 / 0	0 / 0	28 / 145	0 / 0	2 / 1	2,089	60.5%
Fort Mose	0	0	0 - 0	0	0 / 1	0 / 0	0 / 0	0 / 0	0 / 1	0 / 1	0	0.0%
Gamble Rogers Memorial	10	0	0 - 2	0	0 / 0	0 / 0	0 / 0	0 / 0	0 / 0	0 / 0	0	0.0%
Haw Creek	870	0	17 - 29	0	0 / 0	0 / 0	0 / 0	0 / 0	0 / 0	0 / 0	0	0.0%
Hontoon Island	323	254	74 - 150	238	61 / 20	0 / 0	0 / 0	0 / 0	61 / 20	2 / 1	254	34.0%
Kissimmee Prairie	49,913	40,889	13,913 - 41,058	11,777	5,852 / 3,517	2,245 / 70	0 / 16	0 / 65	3,607 / 3366	14 / 6	32,356	79.6%
Lake Griffin	239	27	12 - 36	9	0 / 0	0 / 0	0 / 0	0 / 0	0 / 0	0 / 0	27	0.0%
Lake Kissimmee	4,260	3,415	1,015 - 2,032	1,152	982 / 0	0 / 0	0 / 0	982 / 0	0 / 0	7 / 0	3,526	85.2%
Lake Louisa	2,173	1,488	578 - 1,535	910	554 / 0	0 / 0	98 / 0	419 / 0	37 / 0	8 / 0	1,712	60.9%
Lower Wekiva River	2,858	476	709 - 1,532	658	1,006 / 275	0 / 0	0 / 3	1,006 / 245	0 / 27	2 / 5	783	100.0%
North Peninsula	275	45	31 - 76	63	18 / 1	0 / 0	0 / 1	0 / 0	18 / 0	1 / 1	75	30.2%
Rock Springs Run	5,511	2,044	1,429 - 3,306	1,182	507 / 63	104 / 0	0 / 3	91 / 0	312 / 60	5 / 3	2,456	48.2%
Sebastian Inlet	84	38	11 - 25	32	8 / 0	0 / 0	0 / 0	8 / 0	0 / 0	1 / 0	46	25.0%

Florida Park Service Annual Fire Report - Fiscal Year: July 1, 2010 - June 30, 2011

Unit	Planning as of 7/1 of FY				Accomplishments - Acres Treated (Rx / Wildfire)						Eval. as of 6/30 of FY	
	Fire-Type (FT) Acres	FT Acres in Rotation	FT Target Acres	FT Acres Planned	Total Acres	Quarter 1 July-Sep	Quarter 2 Oct-Dec	Quarter 3 Jan-Mar	Quarter 4 Apr-Jun	Burn Count Rx / WF	FT Acres In Rotation	% of Plan Met
Silver River	1,289	95	357 - 945	455	30 / 0	0 / 0	0 / 0	0 / 0	30 / 0	1 / 0	94	6.6%
St. Sebastian River	17,146	8,049	4,115 - 8,342	2,722	665 / 41	1 / 41	38 / 0	626 / 0	0 / 0	6 / 1	6,701	25.9%
Tomoka	475	95	79 - 154	47	0 / 5	0 / 0	0 / 0	0 / 0	0 / 5	0 / 1	95	10.6%
Washington Oaks	174	46	18 - 43	63	0 / 0	0 / 0	0 / 0	0 / 0	0 / 0	0 / 0	46	0.0%
Wekiwa Springs	4,192	1,082	1,094 - 2,784	2,615	1,331 / 40	610 / 0	565 / 0	142 / 2	14 / 38	14 / 4	2,011	52.4%
District 3	105,840	64,608	26,441 - 68,988	25,627	1,843 / 4,112	3,354 / 111	761 / 24	3,649 / 457	4,079 / 3,520	76 / 27	56,562	62.3%
					15,955	3,465	785	4,106	7,599	103		

Florida Park Service Annual Fire Report - Fiscal Year: July 1, 2010 - June 30, 2011

Unit	Planning as of 7/1 of FY				Accomplishments - Acres Treated (Rx / Wildfire)						Eval. as of 6/30 of FY	
	Fire-Type (FT) Acres	FT Acres in Rotation	FT Target Acres	FT Acres Planned	Total Acres	Quarter 1 July-Sep	Quarter 2 Oct-Dec	Quarter 3 Jan-Mar	Quarter 4 Apr-Jun	Burn Count Rx / WF	FT Acres In Rotation	% of Plan Met
District 4												
Alafia River	341	141	102 - 307	74	583 / 231	0 / 0	0 / 0	142 / 0	441 / 231	3 / 1	307	100.0%
Anclote Key	7	0	0 - 0	0	0 / 8	0 / 0	0 / 0	0 / 8	0 / 0	0 / 1	0	0.0%
Caladesi Island	217	98	56 - 174	146	0 / 0	0 / 0	0 / 0	0 / 0	0 / 0	0 / 0	51	0.0%
Cayo Costa	150	26	9 - 26	0	0 / 0	0 / 0	0 / 0	0 / 0	0 / 0	0 / 0	26	0.0%
Charlotte Harbor	9,077	1,078	2,064 - 8,705	1,610	736 / 91	304 / 0	205 / 0	210 / 0	17 / 91	23 / 3	2,477	51.4%
Collier-Seminole	1,164	623	388 - 1,161	1,144	240 / 0	0 / 0	240 / 0	0 / 0	0 / 0	1 / 0	315	21.0%
Dade Battlefield	52	46	17 - 50	35	0 / 0	0 / 0	0 / 0	0 / 0	0 / 0	0 / 0	46	0.0%
Don Pedro Island	75	49	17 - 49	40	0 / 0	0 / 0	0 / 0	0 / 0	0 / 0	0 / 0	17	0.0%
Egmont Key (DU)	0	0	0 - 0	0	0 / 1	0 / 0	0 / 1	0 / 0	0 / 0	0 / 1	0	0.0%
Estero Bay	1,548	353	348 - 1,524	587	0 / 0	0 / 0	0 / 0	0 / 0	0 / 0	0 / 0	353	0.0%
Fakahatchee Strand	25,345	14,696	7,164 - 25,345	15,306	2,380 / 2,032	0 / 0	0 / 0	2,380 / 0	0 / 2032	4 / 5	14,188	28.8%
Gasparilla Island	0	0	0 - 0	0	0 / 0	0 / 0	0 / 0	0 / 0	0 / 0	0 / 0	0	0.0%
Highlands Hammock	4,799	1,241	1,192 - 3,706	2,122	296 / 2	296 / 0	0 / 0	0 / 0	0 / 2	5 / 1	1,381	14.0%
Hillsborough River	441	324	122 - 366	72	133 / 1	99 / 0	0 / 0	0 / 0	34 / 1	6 / 1	345	100.0%
Honeymoon Island	141	36	29 - 83	19	0 / 0	0 / 0	0 / 0	0 / 0	0 / 0	0 / 0	36	0.0%
Koreshan	71	48	16 - 48	14	0 / 0	0 / 0	0 / 0	0 / 0	0 / 0	0 / 0	43	0.0%
Lake June-in-Winter Scrub	669	297	49 - 82	353	0 / 0	0 / 0	0 / 0	0 / 0	0 / 0	0 / 0	297	0.0%
Lake Manatee	491	222	121 - 357	205	148 / 0	0 / 0	0 / 0	111 / 0	37 / 0	7 / 0	258	72.2%
Little Manatee River	1,435	503	282 - 829	849	65 / 110	0 / 0	0 / 0	62 / 110	3 / 0	5 / 1	695	20.6%
Lovers Key	0	0	0 - 0	0	0 / 0	0 / 0	0 / 0	0 / 0	0 / 0	0 / 0	0	0.0%
Myakka River	28,213	27,359	9,173 - 28,213	13,228	10,716 / 0	0 / 0	0 / 0	1,476 / 0	9,240 / 0	16 / 0	26,615	81.0%
Oscar Scherer	1,251	1,088	350 - 1,016	295	113 / 1	45 / 0	21 / 1	7 / 0	40 / 0	11 / 1	1,114	38.6%

Florida Park Service Annual Fire Report - Fiscal Year: July 1, 2010 - June 30, 2011

Unit	Planning as of 7/1 of FY				Accomplishments - Acres Treated (Rx / Wildfire)						Eval. as of 6/30 of FY	
	Fire-Type (FT) Acres	FT Acres in Rotation	FT Target Acres	FT Acres Planned	Total Acres	Quarter 1 July-Sep	Quarter 2 Oct-Dec	Quarter 3 Jan-Mar	Quarter 4 Apr-Jun	Burn Count Rx / WF	FT Acres In Rotation	% of Plan Met
Paynes Creek	77	47	15 - 43	164	65 / 0	22 / 0	10 / 0	12 / 0	21 / 0	6 / 0	56	39.6%
South Fork	370	0	62 - 179	196	100 / 0	100 / 0	0 / 0	0 / 0	0 / 0	2 / 0	88	51.0%
Terra Ceia	32	0	4 - 10	0	0 / 0	0 / 0	0 / 0	0 / 0	0 / 0	0 / 0	0	0.0%
Weeki Wachee Springs	406	0	28 - 91	166	0 / 0	0 / 0	0 / 0	0 / 0	0 / 0	0 / 0	0	0.0%
Werner Boyce Salt Springs	712	359	206 - 711	441	0 / 0	0 / 0	0 / 0	0 / 0	0 / 0	0 / 0	314	0.0%
Wingate Creek	362	84	53 - 148	304	19 / 0	0 / 0	19 / 0	0 / 0	0 / 0	1 / 0	84	6.3%
District 4	77,446	48,716	21,867 - 73,223	37,370	5,594 / 2,477	866 / 0	495 / 2	4,400 / 118	9,833 / 2,357	90 / 15	49,106	48.4%
					18,071	866	497	4,518	12,190	105		

Florida Park Service Annual Fire Report - Fiscal Year: July 1, 2010 - June 30, 2011

Unit	Planning as of 7/1 of FY				Accomplishments - Acres Treated (Rx / Wildfire)						Eval. as of 6/30 of FY	
	Fire-Type (FT) Acres	FT Acres in Rotation	FT Target Acres	FT Acres Planned	Total Acres	Quarter 1 July-Sep	Quarter 2 Oct-Dec	Quarter 3 Jan-Mar	Quarter 4 Apr-Jun	Burn Count Rx / WF	FT Acres In Rotation	% of Plan Met
District 5												
Atlantic Ridge	4,048	1,380	507 - 2,025	1,249	704 / 688	331 / 0	373 / 0	0 / 0	0 / 688	2 / 3	1,995	100.0%
Bill Baggs Cape Florida	164	66	12 - 34	0	0 / 1	0 / 0	0 / 0	0 / 0	0 / 1	0 / 1	66	0.0%
Curry Hammock	18	18	2 - 9	5	0 / 0	0 / 0	0 / 0	0 / 0	0 / 0	0 / 0	18	0.0%
Fort Pierce Inlet	110	10	12 - 35	20	65 / 0	0 / 0	9 / 0	56 / 0	0 / 0	2 / 0	49	100.0%
Jonathan Dickinson	9,085	8,434	1,093 - 3,231	2,120	1,030 / 0	686 / 0	343 / 0	1 / 0	0 / 0	7 / 0	8,473	48.6%
Okeechobee Battlefield	0	0	0 - 0	0	0 / 1	0 / 0	0 / 0	0 / 0	0 / 1	0 / 1	0	0.0%
Savannas	4,977	909	834 - 3,596	999	468 / 25	0 / 0	154 / 2	314 / 0	0 / 23	3 / 3	1,046	49.3%
Seabranck	613	527	43 - 121	92	0 / 0	0 / 0	0 / 0	0 / 0	0 / 0	0 / 0	527	0.0%
St. Lucie Inlet	0	0	0 - 0	0	10 / 0	0 / 0	0 / 0	0 / 0	10 / 0	1 / 0	0	0.0%
District 5	19,014	11,345	2,503 - 9,051	4,485	2,277 / 715	1,017 / 0	879 / 2	371 / 0	10 / 713	15 / 8	12,175	66.7%
					2,992	1,017	881	371	723	23		

Florida Park Service
Mechanical Treatment
 Fiscal Year 2010-2011

FPS began tracking mechanical treatment acres in fiscal year 2003 to document efforts to improve fire-type habitats. The figures below represent the number of fire-type acres mechanically treated (mowing, roller-chopping, etc.) for fuel hazard reduction prior to conducting prescribed burns. These figures do not include fireline construction or maintenance or mechanical exotic plant removal.

District One	
Dr. J. G. Bruce St. George Island	3.0
Total	3.0

District Two	
Cedar Key Scrub	3.0
Crystal River	6.8
Manatee Springs	5.0
Paynes Prairie	318.0
Pumpkin Hill Creek	59.5
Total	392.3

District Three	
Blue Spring	24.0
Dunns Creek	25.0
Faver-Dykes	82.0
Indian River Lagoon	7.0
Kissimmee Prairie	1617.9
Rock Springs Run	30.0
Sebastian Inlet	16.0
St. Sebastian River	181.0
Wekiwa Springs	15.0
Total	1997.9

District Four	
Beker-Wingate	3.9
Charlotte Harbor	548.7
Highlands Hammock	63.0
Lake June-In-Winter	2.0
Little Manatee River	100.0
Myakka River	65.0
Oscar Scherer	16.0
Werner-Boyce	13.0
Total	811.6

District Five	
No mechanical treatment conducted in FY 2010-2011.	

Total Acres, FY 10-11	3204.8
------------------------------	---------------

Nine-Year Summary	
2010-11	3,205
2009-10	633
2008-09	2,014
2007-08	1,953
2006-07	1,029
2005-06	1,676
2004-05	5,382
2003-04	1,559
2002-03	4,219
Total Acres Treated	21,670

**Florida Park Service
Exotic Plant Removal Statewide Summary
Fiscal Year 2010-2011**

	Total Acres Treated	# of Parks Treating Exotics
District One	1,087	27
District Two	1,262	29
District Three	2,035	27
District Four	2,828	31
District Five	10,025	21
Totals	17,237	135

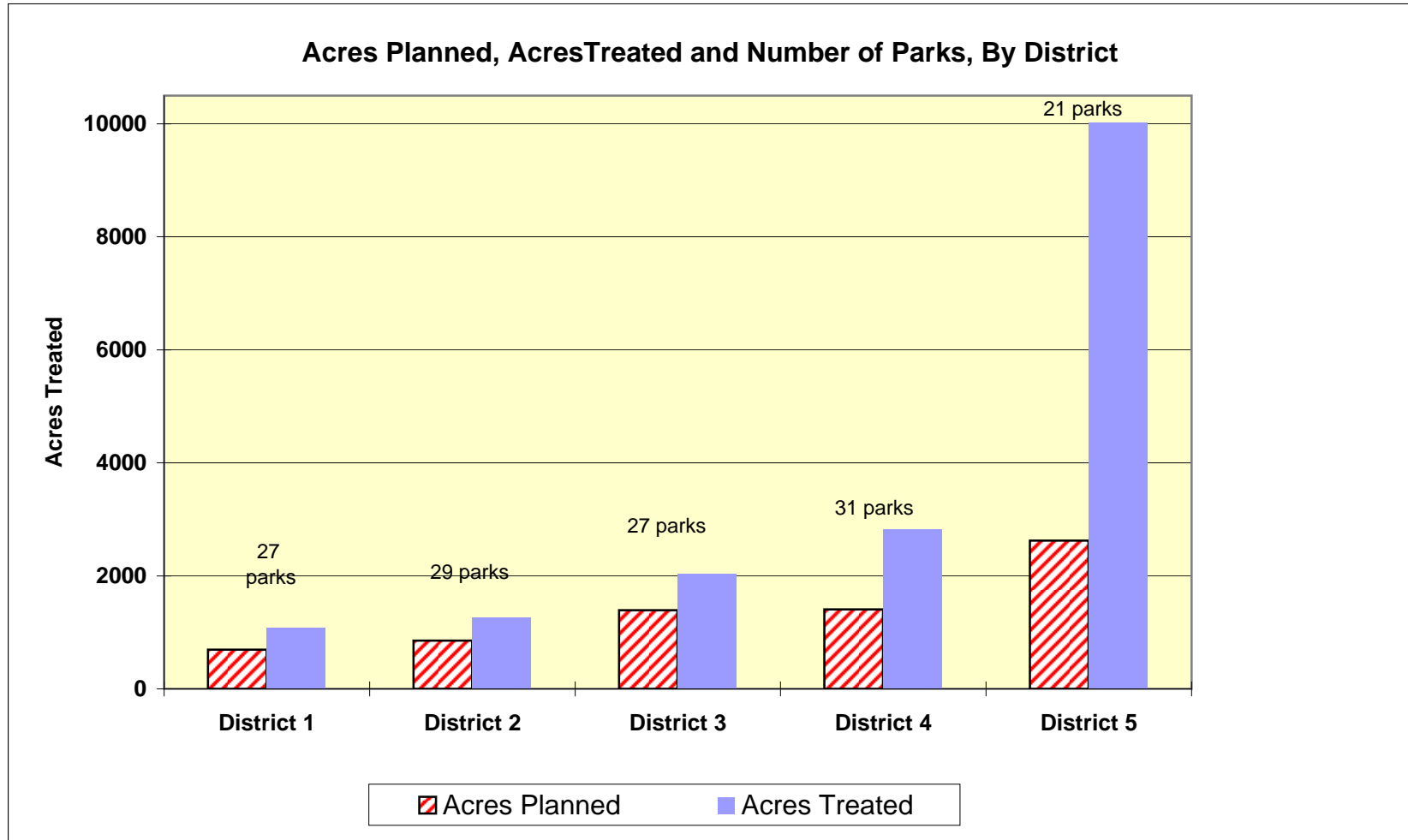
Cogon grass was the species most often removed and was treated in all five districts. Australian pine remains solidly in the top 10 most commonly removed even as we progress toward maintenance control for this species. Four of the top ten species were removed from all five districts: cogon grass, air-potato, Chinese tallow and lantana. Statewide, roughly half of the **184** species treated are listed as Category I or II by the Florida Exotic Pest Plant Council (EPPC).

	Number of Species	Number of EPPC-listed	% EPPC- listed
District One	57	30	53%
District Two	50	29	58%
District Three	93	59	63%
District Four	93	62	67%
District Five	74	45	61%

Number of Parks Treating Each of the Top 10 Most Commonly Removed Species							
Rank	Species	District 1	District 2	District 3	District 4	District 5	Total
1	Cogon grass	14	8	16	21	4	63
2	Brazilian Pepper	0	2	13	24	20	59
3	Air-potato	4	6	11	18	7	46
4	Jap. Climbing Fern	16	16	8	5	0	45
5	Chinese tallow tree	16	11	13	3	1	44
6	Lantana	6	4	13	8	4	35
7	Mimosa	11	12	8	1	0	32
8	Australian Pine	0	0	3	15	12	30
9	Ceasar's Weed	0	0	13	11	5	29
9	Chinaberry	9	6	9	5	0	29
10	Camphor-tree	7	7	12	2	0	28

Florida Park Service
Exotic Plant Removal
 Fiscal Year 2010-2011

The graph below depicts, by District, the number of parks that treated exotic plants; the number of acres planned, and the number of acres treated. Acres treated includes all acres treated by any means (staff, contractors, volunteers, partnerships, Americorps, etc.) during the fiscal year.



Florida Park Service
Exotic Plant Removal Summary
 Fiscal Year 2010-2011

Statewide Summary

District	Acres Planned	Acres Treated	% Complete
Total, District One	693.6	1,086.8	100%
Total, District Two	851.5	1,262.1	100%
Total, District Three	1,392.3	2,034.8	100%
Total, District Four	1,404.6	2,828.4	100%
Total, District Five	2,621.8	10,025.0	100%
Statewide Summary	6,963.7	17,237.2	100%

Park	Acres Planned	Acres Treated	% Complete
Alfred B. Maclay Gardens	300.0	51.0	17%
Bald Point	0.0	0.0	N/A
Big Lagoon	20.0	53.5	100%
Blackwater River	4.0	0.6	14%
Camp Helen	2.5	4.1	100%
Constitution Convention	0.0	0.0	N/A
Deer Lake	3.0	0.0	1%
Dr. Julian G. Bruce St. George Island	0.0	0.0	N/A
Econfina River	0.0	0.0	N/A
Eden Gardens	5.0	5.7	100%
Edward Ball Wakulla Springs	27.0	16.1	59%
Falling Waters	16.0	71.3	100%
Florida Caverns	150.0	772.2	100%
Fred Gannon Rocky Bayou	4.0	0.0	1%
Grayton Beach	3.0	9.1	100%
Henderson Beach	3.0	0.0	1%
John Gorrie	0.0	0.0	N/A
Lake Jackson Mounds	35.0	32.8	94%

Florida Park Service
Exotic Plant Removal Summary
 Fiscal Year 2010-2011

Lake Talquin	0.0	3.5	N/A
Letchworth-Love Mounds	0.1	0.8	100%
Natural Bridge	0.0	0.0	N/A
Ochlockonee River	0.0	0.0	N/A
Orman House	2.5	0.8	31%
Perdido Key	3.5	1.3	36%
Ponce DeLeon Springs	0.0	12.5	N/A
San Marcos de Apalache	0.0	0.0	N/A
St. Andrews	4.0	15.6	100%
St. Marks River	4.5	4.5	100%
T. H. Stone Memorial St. Joseph Peninsula	0.5	1.1	100%
Tarkiln Bayou	30.0	3.8	13%
Three Rivers	60.0	8.0	13%
Topsail Hill	9.0	18.7	100%
Torreya	4.0	0.0	0%
Yellow River Marsh	3.0	0.0	0%
Total, District One	693.6	1,086.8	100%

Park	Acres Planned	Acres Treated	% Complete
Amelia Island	0.1	0.0	2%
Big Shoals	2.0	15.6	100%
Big Talbot Island	1.0	0.0	2%
Cedar Key Museum	0.5	0.0	0%
Cedar Key Scrub	2.0	2.0	100%
Crystal River Archaeological Site	0.1	0.8	100%
Crystal River Preserve	25.0	333.6	100%
Devil's Millhopper	1.0	12.4	100%
Dudley Farm	10.0	53.3	100%
Ellie Schiller Homosassa Springs	0.5	0.0	0%
Fanning Springs	0.1	0.0	20%
Fernandina Plaza	0.0	0.0	N/A
Forest Capital	0.0	0.0	N/A
Ft. Clinch	1.0	0.0	0%

Florida Park Service
Exotic Plant Removal Summary
 Fiscal Year 2010-2011

Ft. Cooper	19.5	13.6	70%
Ft. George	3.0	1.3	42%
George Crady Fishing Bridge	0.0	0.0	N/A
Ichetucknee Springs	150.0	156.6	100%
Lafayette Blue Springs	5.0	2.8	56%
Little Talbot Island	0.1	0.0	18%
Madison Blue Springs	7.0	10.0	100%
Manatee Springs	1.5	3.3	100%
Marjorie Kinnan Rawlings	8.0	29.9	100%
Mike Roess Gold Head Branch	4.0	1.3	32%
O'Leno-River Rise	15.0	42.8	100%
Paynes Prairie	151.0	103.7	69%
Pumpkin Hill	2.0	3.2	100%
Rainbow Springs	297.0	335.6	100%
San Felasco Hammock	40.0	106.0	100%
Stephen Foster	2.5	3.3	100%
Suwannee River	67.0	1.1	2%
Troy Springs	5.0	0.0	0%
Waccasassa Bay	30.0	30.0	100%
Wes Skiles Peacock Springs	0.5	0.0	0%
Yellow Bluff	0.0	0.0	N/A
Yulee Sugar Mill	0.1	0.0	0%
Total, District Two	851.5	1,262.1	100%

Park	Acres Planned	Acres Treated	% Complete
Addison Blockhouse	0.1	0.1	N/A
A.D. Broussard Catfish Creek	150.0	38.0	25%
Anastasia	5.0	4.4	87%
Blue Spring	114.0	182.1	100%
Bulow Creek	15.0	55.3	100%
Bulow Plantation	0.2	0.2	92%
Colt Creek	500.0	465.7	93%
DeLeon Springs	6.8	10.0	100%

Florida Park Service
Exotic Plant Removal Summary
 Fiscal Year 2010-2011

Dunns Creek	3.0	0.0	0%
Faver-Dykes	35.0	82.4	100%
Ft. Mose	5.0	6.4	100%
Gamble Rogers/Flagler Beach	10.0	37.5	100%
Haw Creek	16.0	30.7	100%
Hontoon Island	0.3	0.6	100%
Indian River Lagoon	42.0	62.8	100%
Kissimmee Prairie	30.0	38.0	100%
Lake Griffin	15.0	17.1	100%
Lake Kissimmee	50.0	50.3	100%
Lake Louisa	100.0	49.7	50%
Lower Wekiva	5.0	2.5	50%
North Peninsula	20.0	17.5	87%
Ravine Gardens	5.0	22.9	100%
Rock Springs Run	15.0	15.7	100%
Sebastian Inlet	20.0	101.2	100%
Silver River	40.0	28.9	72%
St. Sebastian	25.0	465.5	100%
Tomoka	55.0	202.5	100%
Washington Oaks	10.0	12.8	100%
Wekiwa Springs	100.0	34.3	34%
Total, District Three	1,392.3	2,034.8	100%

Park	Acres Planned	Acres Treated	% Complete
Alafia River	67.0	123.2	100%
Anclote Key	6.5	3.4	52%
Beker (South Fork)	0.0	0.0	N/A
Beker (Wingate Creek)	2.0	0.0	0%
Caladesi Island	34.3	23.3	68%
Cayo Costa	50.0	267.9	100%
Charlotte Harbor	165.5	590.2	100%
Cockroach Bay	0.0	0.0	N/A
Collier-Seminole	77.7	41.7	54%

Florida Park Service
Exotic Plant Removal Summary
 Fiscal Year 2010-2011

Dade Battlefield	2.9	4.3	100%
Delnor-Wiggins Pass	3.5	3.5	100%
Don Pedro	16.0	71.6	100%
Egmont Key	7.0	11.8	100%
Estero Bay	6.0	31.9	100%
Fakahatchee	54.5	116.3	100%
Gasparilla Island	20.0	37.4	100%
Highlands Hammock	389.0	548.8	100%
Hillsborough River	50.0	45.3	91%
Honeymoon Island	21.1	27.2	100%
Judah P. Benjamin-Gamble Plantation	10.0	5.3	53%
Koreshan	5.0	13.4	100%
Lake June-In-Winter	0.3	0.0	0%
Lake Manatee	5.0	3.0	60%
Little Manatee River	14.0	0.2	1%
Lovers Key	16.0	52.0	100%
Madira Bickel Mound	2.0	0.2	11%
Mound Key	3.0	110.0	100%
Myakka River	30.4	50.9	100%
Oscar Scherer	19.0	15.9	84%
Paynes Creek	67.0	94.3	100%
Stump Pass Beach	10.0	8.3	83%
Terra Ceia	200.0	450.1	100%
Weeki-Wachee Springs	10.0	10.3	100%
Werner-Boyce Salt Springs	40.0	66.8	100%
Ybor City	0.0	0.0	N/A
Total, District Four	1,404.6	2,828.4	100%

Park	Acres Planned	Acres Treated	% Complete
Atlantic Ridge	90.0	1,262.3	100%
Avalon	45.0	107.5	100%
Bahia Honda	0.5	0.6	100%
Bill Baggs Cape Florida	50.0	51.4	100%

Florida Park Service
Exotic Plant Removal Summary
 Fiscal Year 2010-2011

Curry Hammock	6.0	3.6	59%
Dagny Johnson Key Largo Hammocks	508.0	515.6	100%
Ft. Pierce Inlet	17.0	55.4	100%
Ft. Zachary Taylor	4.0	6.4	100%
Hugh Taylor Birch	40.0	61.3	100%
Indian Key	0.2	0.0	0%
John D. MacArthur Beach	29.0	18.7	65%
John Pennekamp Coral Reef	8.0	6.9	87%
John U. Lloyd Beach	14.5	47.1	100%
Jonathan Dickinson	1,650.0	7,529.3	100%
Lignumvitae Key	4.3	9.3	100%
Long Key	11.0	1.7	15%
Oleta River	28.0	65.6	100%
Savannas/ North Fork	55.0	153.3	100%
Seabranck	31.0	20.6	66%
St. Lucie Inlet	26.0	105.9	100%
The Barnacle	2.0	1.1	56%
Windley Key Fossil Reef	2.3	1.6	72%
Total, District Five	2,621.8	10,025.0	100%

Florida Park Service
Exotic Plant Removal
 Fiscal Year 2010-2011

DISTRICT ONE

District highlights: District staff assisted with exotic plant removal efforts in 12 parks and participated in a local school outreach to teach third graders about exotic plants. Several 'field days' were held, including one at Maclay Gardens that involved a volunteer effort from FSU and a highly successful effort at Topsail Hill to treat 66 large Chinese tallow in an area with very difficult access. OPS technicians were hired at Lake Jackson, Maclay and Florida Caverns. Maclay Gardens and Lake Jackson Mounds were also recipients of a week-long Americorps control project. Two proposals submitted to the local working group were not funded.

				--All acres treated regardless of funding or labor source--									
				Jul-Sep		Oct-Dec		Jan-Mar		Apr-Jun			
				Acres Treated		Acres Treated		Acres Treated		Acres Treated		YTD	
Alfred B. Maclay Gardens				1.000		0.000		17.250		32.750		FPS Total	
Acres Planned for FY = 300.000 EPPC												51.00	
Common name	Scientific name	Cat.		acres	stems	acres	stems	acres	stems	acres	stems		
Coral ardisia	<i>Ardisia crenata</i>	I			375				52305		295042		
Glossy privet	<i>Ligustrum lucidum</i>	I			65								
Nandina	<i>Nandina domestica</i>	I			2								
Podocarpus	<i>Podocarpus sp.</i>	n/a			5								
Camphor-tree	<i>Cinnamomum camphora</i>	I			5				115				
Japanese climbing fern	<i>Lygodium japonicum</i>	I							70				
Golden bamboo	<i>Phyllostachys aurea</i>	II							1150		160		
Bald Point				0.000		0.000		0.000		0.000		YTD	
Acres Planned for FY = 0.000												FPS Total	
												0.00	
Big Lagoon				12.000		33.000		0.000		8.487		YTD	
Acres Planned for FY = 20.000 EPPC												FPS Total	
Common name	Scientific name	Cat.		acres	stems	acres	stems	acres	stems	acres	stems		
Chinese tallow tree	<i>Sapium sebiferum</i>	I			458		440				236		
Mimosa	<i>Albizia julibrissin</i>	I					3				1		
Cogon grass	<i>Imperata cylindrica</i>	I								8.250			
Blackwater River				0.000		0.001		0.000		0.550		YTD	
Acres Planned for FY = 4.000 EPPC												FPS Total	
Common name	Scientific name	Cat.		acres	stems	acres	stems	acres	stems	acres	stems		
Chinese tallow tree	<i>Sapium sebiferum</i>	I					1						
Cogon grass	<i>Imperata cylindrica</i>	I								0.350			
Japanese climbing fern	<i>Lygodium japonicum</i>	I								0.200			
Camp Helen				0.000		3.955		0.100		0.000		YTD	
Acres Planned for FY = 2.500 EPPC												FPS Total	
Common name	Scientific name	Cat.		acres	stems	acres	stems	acres	stems	acres	stems		
Chinese tallow tree	<i>Sapium sebiferum</i>	I					231						
Cypressvine	<i>Ipomoea quamoclit</i>	n/a				0.001							

Florida Park Service
Exotic Plant Removal
 Fiscal Year 2010-2011

Cogon grass	<i>Imperata cylindrica</i>	I			0.280						
Torpedo grass	<i>Panicum repens</i>	I			0.005		0.100				
Chinaberry	<i>Melia azedarach</i>	II				2					
Constitution Convention					Acres Treated	Acres Treated	Acres Treated	Acres Treated	YTD		
Acres Planned for FY =				0.000	0.000	0.000	0.000	0.000	FPS Total	0.00	
Deer Lake					Acres Treated	Acres Treated	Acres Treated	Acres Treated	YTD		
Acres Planned for FY =			3.000	EPPC	0.001	0.000	0.020	0.000	FPS Total	0.02	
Common name	Scientific name	Cat.		acres	stems	acres	stems	acres	stems	acres	stems
Japanese climbing fern	<i>Lygodium japonicum</i>	I		0.001							
Chinese wisteria	<i>Wisteria sinensis</i>	II					0.020				
Dr. JG Bruce St. George Isl.					Acres Treated	Acres Treated	Acres Treated	Acres Treated	YTD		
Acres Planned for FY =				0.000	0.000	0.000	0.000	0.000	FPS Total	0.00	
Econfina River					Acres Treated	Acres Treated	Acres Treated	Acres Treated	YTD		
Acres Planned for FY =				0.000	0.001	0.000	0.000	0.000	FPS Total	0.00	
Common name	Scientific name	Cat.		acres	stems	acres	stems	acres	stems	acres	stems
Mimosa	<i>Albizia julibrissin</i>	I				1					
Eden Gardens					Acres Treated	Acres Treated	Acres Treated	Acres Treated	YTD		
Acres Planned for FY =			5.000	EPPC	4.443	0.015	0.000	1.213	FPS Total	5.67	
Common name	Scientific name	Cat.		acres	stems	acres	stems	acres	stems	acres	stems
Torpedo grass	<i>Panicum repens</i>	I		0.300				1.200			
Mimosa	<i>Albizia julibrissin</i>	I			41	15			5		
Chinese tallow tree	<i>Sapium sebiferum</i>	I			14				6		
Nandina	<i>Nandina domestica</i>	I			28						
Chinese privet	<i>Ligustrum sinense</i>	I			5						
Chinese wisteria	<i>Wisteria sinensis</i>	II			264						
Air-potato	<i>Dioscorea bulbifera</i>	I		0.100							
Podocarpus	<i>Podocarpus sp.</i>	n/a			17						
Border grass	<i>Liriope spicata</i>	n/a			53						
Japanese honeysuckle	<i>Lonicera japonica</i>	I		0.100							
Camphor-tree	<i>Cinnamomum camphora</i>	I							2		
Edward Ball Wakulla Springs					Acres Treated	Acres Treated	Acres Treated	Acres Treated	YTD		
Acres Planned for FY =			27.000	EPPC	4.260	1.144	0.250	10.410	FPS Total	16.06	
Common name	Scientific name	Cat.		acres	stems	acres	stems	acres	stems	acres	stems
Golden bamboo	<i>Phyllostachys aurea</i>	II			7118		1523		340		5654
Air-potato	<i>Dioscorea bulbifera</i>	I			1139		31				
Mimosa	<i>Albizia julibrissin</i>	I			76		58				187
Hydrilla	<i>Hydrilla verticillata</i>	I			40	0.100		2.500			
Chinese wisteria	<i>Wisteria sinensis</i>	II			196		18				140
Elephant ear	<i>Xanthosoma sagittifolium</i>	II			31						
Chinese tallow tree	<i>Sapium sebiferum</i>	I			3		2565		7		

Florida Park Service
Exotic Plant Removal
 Fiscal Year 2010-2011

Nandina	<i>Nandina domestica</i>	I	23	10						
Chinaberry	<i>Melia azedarach</i>	II	35							
Water-lettuce	<i>Pistia stratiotes</i>	I	1330							
Parrot feather watermilfoil	<i>Myriophyllum aquaticum</i>	n/a	572							
Cogon grass	<i>Imperata cylindrica</i>	I	0.050							
Camphor-tree	<i>Cinnamomum camphora</i>	I		65		1				
Hardy orange	<i>Poncirus trifoliata</i>	n/a		14						
Silverthorn	<i>Elaeagnus pungens</i>	II				2				
Japanese climbing fern	<i>Lygodium japonicum</i>	I							547	
Falling Waters			Acres Treated		Acres Treated		Acres Treated		Acres Treated	
Acres Planned for FY = 16.000 EPPC			18.276		35.050		0.000		18.000	
Common name	Scientific name	Cat.	acres	stems	acres	stems	acres	stems	acres	stems
Japanese climbing fern	<i>Lygodium japonicum</i>	I		490		133				587
Showy rattlebox	<i>Crotalaria spectabilis</i>	n/a		37		646				
Chinese tallow tree	<i>Sapium sebiferum</i>	I		12		2				7
Chinese privet	<i>Ligustrum sinense</i>	I				6				
Gladiola	<i>Gladiolus sp.</i>	n/a								47
Florida Caverns			Acres Treated		Acres Treated		Acres Treated		Acres Treated	
Acres Planned for FY = 150.000 EPPC			41.119		221.015		120.024		390.016	
Common name	Scientific name	Cat.	acres	stems	acres	stems	acres	stems	acres	stems
Four-o'clock	<i>Mirabilis jalapa</i>	n/a		75						
Chinese privet	<i>Ligustrum sinense</i>	I		135		313		548		601
Nandina	<i>Nandina domestica</i>	I		326		123		227		749
Glossy privet	<i>Ligustrum lucidum</i>	I		37		42		219		91
Chinese tallow tree	<i>Sapium sebiferum</i>	I		128		54				158
Showy rattlebox	<i>Crotalaria spectabilis</i>	n/a		29						
Japanese climbing fern	<i>Lygodium japonicum</i>	I		502		3032		226		3113
Japanese honeysuckle	<i>Lonicera japonica</i>	I		32						85
Chinaberry	<i>Melia azedarach</i>	II		46		4		1		2
Lantana	<i>Lantana camara</i>	I		32						
Japanese yew	<i>Taxus cuspidata</i>	n/a		4						
Mimosa	<i>Albizia julibrissin</i>	I		3						3
Camphor-tree	<i>Cinnamomum camphora</i>	I		220				1		
Citrus	<i>Citrus sp.</i>	n/a		3						
Border grass	<i>Liriope spicata</i>	n/a		15		1539		1107		
Tung oil tree	<i>Aleurites fordii</i>	II		1						
Sicklepod	<i>Senna obtusifolia</i>	n/a		134		4				
Loquat	<i>Eriobotrya japonica</i>	n/a		2						
Mariana maiden fern	<i>Macrothelypteris torresiana</i>	n/a		173						16
Rough Mexican clover	<i>Richardia scabra</i>	n/a		5		1				
Leatherleaf mahonia	<i>Berberis bealei</i>	n/a				1		10		
Silverthorn	<i>Elaeagnus pungens</i>	II				6		12		1
Sword fern	<i>Nephrolepis cordifolia</i>	I				36				
										YTD FPS Total 71.33
										YTD FPS Total 772.17

Florida Park Service
Exotic Plant Removal
 Fiscal Year 2010-2011

Firethorn	<i>Pyracantha spp.</i>	n/a			4					
Boston ivy	<i>Parthenocissus tricuspidata</i>	n/a						34		
Crimson clover	<i>Trifolium incarnatum</i>	n/a						6	14	
Japanese ardisia	<i>Ardisia japonica</i>	n/a						3870		
Johnsongrass	<i>Sorghum halepense</i>	n/a							114	
Podocarpus	<i>Podocarpus sp.</i>	n/a							1	
Chinese wisteria	<i>Wisteria sinensis</i>	II							223	
Fred Gannon Rocky Bayou			Acres Treated	Acres Treated	Acres Treated	Acres Treated	Acres Treated	Acres Treated	Acres Treated	YTD
Acres Planned for FY = 4.000 EPPC			0.025	0.000	0.000	0.000	0.000	0.000	0.000	FPS Total
Common name	Scientific name	Cat.	acres	stems	acres	stems	acres	stems	acres	stems
Cogon grass	<i>Imperata cylindrica</i>	I	0.005							
Chinese tallow tree	<i>Sapium sebiferum</i>	I		20						
Grayton Beach			Acres Treated	Acres Treated	Acres Treated	Acres Treated	Acres Treated	Acres Treated	Acres Treated	YTD
Acres Planned for FY = 3.000 EPPC			2.470	6.019	0.006	0.558				FPS Total
Common name	Scientific name	Cat.	acres	stems	acres	stems	acres	stems	acres	stems
Chinese tallow tree	<i>Sapium sebiferum</i>	I		176		19				54
Lantana	<i>Lantana camara</i>	I		41						4
Torpedo grass	<i>Panicum repens</i>	I	1.250		1.000			0.250		
Cogon grass	<i>Imperata cylindrica</i>	I	1.000		5.000			0.250		
Japanese climbing fern	<i>Lygodium japonicum</i>	I		3						
Chinese wisteria	<i>Wisteria sinensis</i>	II					6			
Henderson Beach			Acres Treated	Acres Treated	Acres Treated	Acres Treated	Acres Treated	Acres Treated	Acres Treated	YTD
Acres Planned for FY = 3.000 EPPC			0.000	0.024	0.001	0.000				FPS Total
Common name	Scientific name	Cat.	acres	stems	acres	stems	acres	stems	acres	stems
Common asparagus-fern	<i>Asparagus setaceus</i>	n/a				50		100		
Silverthorn	<i>Elaeagnus pungens</i>	II				5				
John Gorrie			Acres Treated	Acres Treated	Acres Treated	Acres Treated	Acres Treated	Acres Treated	Acres Treated	YTD
Acres Planned for FY = 0.000 EPPC			0.000	0.000	0.000	0.000				FPS Total
Lake Jackson Mounds			Acres Treated	Acres Treated	Acres Treated	Acres Treated	Acres Treated	Acres Treated	Acres Treated	YTD
Acres Planned for FY = 35.000 EPPC			0.500	0.000	2.412	29.858				FPS Total
Common name	Scientific name	Cat.	acres	stems	acres	stems	acres	stems	acres	stems
Air-potato	<i>Dioscorea bulbifera</i>	I	0.010				2		0.030	2
Cogon grass	<i>Imperata cylindrica</i>	I	0.010				0.002			
Border grass	<i>Liriope spicata</i>	n/a	0.002							
Chinese privet	<i>Ligustrum sinense</i>	I		60			40			1435
Mimosa	<i>Albizia julibrissin</i>	I		3			2			85
Elephant ear	<i>Xanthosoma sagittifolium</i>	II	0.002							
Japanese climbing fern	<i>Lygodium japonicum</i>	I	0.001							280
Glossy privet	<i>Ligustrum lucidum</i>	I		3			3			806
Coral ardisia	<i>Ardisia crenata</i>	I		16			1803			9482
Chinese wisteria	<i>Wisteria sinensis</i>	II	0.150				25			55
Small-leaf spiderwort	<i>Tradescantia fluminensis</i>	I					0.035		5.005	

Florida Park Service
Exotic Plant Removal
 Fiscal Year 2010-2011

Common asparagus-fern	<i>Asparagus setaceus</i>	n/a					1
Camphor-tree	<i>Cinnamomum camphora</i>	I					93
Chinese tallow tree	<i>Sapium sebiferum</i>	I					32
English ivy	<i>Hedera helix</i>	n/a				0.003	
Japanese honeysuckle	<i>Lonicera japonica</i>	I					35
Leatherleaf mahonia	<i>Berberis bealei</i>	n/a					1
Nandina	<i>Nandina domestica</i>	I					78
Silverthorn	<i>Elaeagnus pungens</i>	II					2
Wild taro	<i>Colocasia esculenta</i>	I					1820
Lake Talquin			Acres Treated	Acres Treated	Acres Treated	Acres Treated	
Acres Planned for FY =	0.000	EPPC	0.000	1.002	0.000	2.500	YTD FPS Total
Common name	Scientific name	Cat.	acres	stems	acres	stems	acres
Cogon grass	<i>Imperata cylindrica</i>	I			1.000		
Showy rattlebox	<i>Crotalaria spectabilis</i>	n/a				2	
Japanese climbing fern	<i>Lygodium japonicum</i>	I				1	
Coral ardisia	<i>Ardisia crenata</i>	I					135
Mimosa	<i>Albizia julibrissin</i>	I					2
Letchworth-Love Mounds			Acres Treated	Acres Treated	Acres Treated	Acres Treated	YTD
Acres Planned for FY =	0.050	EPPC	0.000	0.750	0.000	0.000	FPS Total
Common name	Scientific name	Cat.	acres	stems	acres	stems	acres
Chinaberry	<i>Melia azedarach</i>	II				2	
Chinese privet	<i>Ligustrum sinense</i>	I				9	
Glossy privet	<i>Ligustrum lucidum</i>	I				40	
Silverthorn	<i>Elaeagnus pungens</i>	II				5	
Torpedo grass	<i>Panicum repens</i>	I			0.001		
Chinese tallow tree	<i>Sapium sebiferum</i>	I				63	
Japanese climbing fern	<i>Lygodium japonicum</i>	I				2	
Natural Bridge			Acres Treated	Acres Treated	Acres Treated	Acres Treated	YTD
Acres Planned for FY =	0.000	EPPC	0.000	0.000	0.000	0.000	FPS Total
Common name	Scientific name	Cat.	acres	stems	acres	stems	acres
Ochlockonee River			Acres Treated	Acres Treated	Acres Treated	Acres Treated	YTD
Acres Planned for FY =	0.000	EPPC	0.030	0.000	0.000	0.000	FPS Total
Common name	Scientific name	Cat.	acres	stems	acres	stems	acres
Japanese climbing fern	<i>Lygodium japonicum</i>	I		30			
Orman House			Acres Treated	Acres Treated	Acres Treated	Acres Treated	YTD
Acres Planned for FY =	2.500	EPPC	0.532	0.202	0.000	0.041	FPS Total
Common name	Scientific name	Cat.	acres	stems	acres	stems	acres
Chinese tallow tree	<i>Sapium sebiferum</i>	I		43		16	3
Wild taro	<i>Colocasia esculenta</i>	I	0.212			23	4
Air-potato	<i>Dioscorea bulbifera</i>	I	0.170			14	6
Lantana	<i>Lantana camara</i>	I		24			
Japanese honeysuckle	<i>Lonicera japonica</i>	I	0.014		0.015		12
Water-hyacinth	<i>Eichhornia crassipes</i>	I	0.040				

Florida Park Service
Exotic Plant Removal
 Fiscal Year 2010-2011

Mexican petunia	<i>Ruellia brittoniana</i>	I	0.020		34					
Camphor-tree	<i>Cinnamomum camphora</i>	I		2	0.051					
Purple sesban	<i>Sesbania punicea</i>	II		7						
Silverthorn	<i>Elaeagnus pungens</i>	II			3					
Nayou vine	<i>Merremia dissecta</i>	n/a			0.010					
Glossy privet	<i>Ligustrum lucidum</i>	I			0.020					
Chinaberry	<i>Melia azedarach</i>	II			5					
Chinese privet	<i>Ligustrum sinense</i>	I			0.010					
Mimosa	<i>Albizia julibrissin</i>	I			1					
Chinese wisteria	<i>Wisteria sinensis</i>	II						6		
Mile-a-minute vine	<i>Ipomoea cairica</i>	n/a						0.010		
Perdido Key			Acres Treated		Acres Treated		Acres Treated		Acres Treated	
Acres Planned for FY = 3.500 EPPC			0.000		0.000		1.250		0.000	
Common name	Scientific name	Cat.	acres	stems	acres	stems	acres	stems	acres	stems
Cogon grass	<i>Imperata cylindrica</i>	I					1.250			
Ponce DeLeon Springs			Acres Treated		Acres Treated		Acres Treated		Acres Treated	
Acres Planned for FY = 0.000 EPPC			9.514		0.000		0.000		3.000	
Common name	Scientific name	Cat.	acres	stems	acres	stems	acres	stems	acres	stems
Japanese climbing fern	<i>Lygodium japonicum</i>	I		599						595
Chinese privet	<i>Ligustrum sinense</i>	I		609						926
Mimosa	<i>Albizia julibrissin</i>	I		2						
Purple sesban	<i>Sesbania punicea</i>	II		1						
Camphor-tree	<i>Cinnamomum camphora</i>	I		27						
Chinese tallow tree	<i>Sapium sebiferum</i>	I		48						
Showy rattlebox	<i>Crotalaria spectabilis</i>	n/a		57						
Cogon grass	<i>Imperata cylindrica</i>	I	0.001							
San Marcos de Apalache			Acres Treated		Acres Treated		Acres Treated		Acres Treated	
Acres Planned for FY = 0.000 EPPC			0.000		0.020		0.000		0.000	
Common name	Scientific name	Cat.	acres	stems	acres	stems	acres	stems	acres	stems
Japanese honeysuckle	<i>Lonicera japonica</i>	I			0.020					
St. Andrews			Acres Treated		Acres Treated		Acres Treated		Acres Treated	
Acres Planned for FY = 4.000 EPPC			15.319		0.300		0.000		0.000	
Common name	Scientific name	Cat.	acres	stems	acres	stems	acres	stems	acres	stems
Chinese tallow tree	<i>Sapium sebiferum</i>	I		956		38				
Lantana	<i>Lantana camara</i>	I		23						
Japanese climbing fern	<i>Lygodium japonicum</i>	I		1						
Torpedo grass	<i>Panicum repens</i>	I	0.005		0.050					
Cogon grass	<i>Imperata cylindrica</i>	I	0.280							
Mimosa	<i>Albizia julibrissin</i>	I		1						

Florida Park Service
Exotic Plant Removal
 Fiscal Year 2010-2011

St. Marks River				Acres Treated	Acres Treated	Acres Treated	Acres Treated	YTD FPS Total
Acres Planned for FY = 4.500 EPPC				0.000	0.000	0.000	4.500	
Common name	Scientific name	Cat.		acres	stems	acres	stems	
Chinaberry	<i>Melia azedarach</i>	II						20
Japanese climbing fern	<i>Lygodium japonicum</i>	I						2.500
T. H. Stone Mem. St. Joseph				Acres Treated	Acres Treated	Acres Treated	Acres Treated	YTD FPS Total
Acres Planned for FY = 0.500 EPPC				0.473	0.653	0.000	0.000	
Common name	Scientific name	Cat.		acres	stems	acres	stems	
Torpedo grass	<i>Panicum repens</i>	I		0.295				
Purple sesban	<i>Sesbania punicea</i>	II			1			
Cogon grass	<i>Imperata cylindrica</i>	I		0.027				
Yellow nutgrass	<i>Cyperus esculentus</i>	n/a		0.150				
Chinaberry	<i>Melia azedarach</i>	II				3		
Citron	<i>Citrullus lanatus</i>	n/a				0.400		
Italian ryegrass	<i>Lolium perenne</i>	n/a				0.250		
Tarkiil Bayou				Acres Treated	Acres Treated	Acres Treated	Acres Treated	YTD FPS Total
Acres Planned for FY = 30.000 EPPC				0.000	0.000	0.000	3.750	
Common name	Scientific name	Cat.		acres	stems	acres	stems	
Cogon grass	<i>Imperata cylindrica</i>	I						3.750
Three Rivers				Acres Treated	Acres Treated	Acres Treated	Acres Treated	YTD FPS Total
Acres Planned for FY = 60.000 EPPC				2.000	0.203	0.255	5.550	
Common name	Scientific name	Cat.		acres	stems	acres	stems	
Japanese climbing fern	<i>Lygodium japonicum</i>	I			294		69	127
Golden bamboo	<i>Phyllostachys aurea</i>	II			8			27
Nandina	<i>Nandina domestica</i>	I			88		27	58
Coral ardisia	<i>Ardisia crenata</i>	I			14		5	102
Mimosa	<i>Albizia julibrissin</i>	I			700		60	
Chinese wisteria	<i>Wisteria sinensis</i>	II			68			28
Chinaberry	<i>Melia azedarach</i>	II			38			9
Tropical soda apple	<i>Solanum viarum</i>	I			174		37	21
Lantana	<i>Lantana camara</i>	I			16			
Kudzu	<i>Pueraria montana</i>	I			20			
Showy rattlebox	<i>Crotalaria spectabilis</i>	n/a					27	76
Chinese tallow tree	<i>Sapium sebiferum</i>	I						8
Topsail Hill				Acres Treated	Acres Treated	Acres Treated	Acres Treated	YTD FPS Total
Acres Planned for FY = 9.000 EPPC				14.876	3.521	0.000	0.305	
Common name	Scientific name	Cat.		acres	stems	acres	stems	
Torpedo grass	<i>Panicum repens</i>	I		8.860		3.500		0.300
Cogon grass	<i>Imperata cylindrica</i>	I		0.910				
Chinaberry	<i>Melia azedarach</i>	II			1			
Nayou vine	<i>Merremia dissecta</i>	n/a		0.600				
Chinese tallow tree	<i>Sapium sebiferum</i>	I			82			2
Lantana	<i>Lantana camara</i>	I			122		17	

Florida Park Service
Exotic Plant Removal
 Fiscal Year 2010-2011

Alligator weed	<i>Alternanthera philoxeroides</i>	II	0.001					
Japanese climbing fern	<i>Lygodium japonicum</i>	I		4			3	
Torreya			Acres Treated	Acres Treated	Acres Treated	Acres Treated		YTD
Acres Planned for FY =	4.000		0.000	0.000	0.000	0.000		FPS Total
								0.00
Yellow River Marsh			Acres Treated	Acres Treated	Acres Treated	Acres Treated		YTD
Acres Planned for FY =	3.000		0.000	0.000	0.000	0.000		FPS Total
								0.00

Total Acres Planned, District 1 **693.550**

Jul-Sep	Oct-Dec	Jan-Mar	Apr-Jun	Total
126.838	306.875	141.568	511.488	1,086.77
Total Acres Treated, District 1				

Florida Park Service
Exotic Plant Removal
 Fiscal Year 2010-2011

DISTRICT TWO

District highlights: District 2 finished a multi-year grant for berm removal mitigation project with the Suwannee River Water Management District at San Felasco Hammock that included 15 acres of exotic plant removal. San Felasco also benefitted from volunteers recruited by the District office who worked for a total of 72 hours pulling ardisia. Projects funded by local working groups at Crystal River, Fort Cooper, Rainbow Springs, and Waccasassa Bay resulted in 485 acres treated.

					--All acres treated regardless of funding or labor source--					
					Jul-Sep	Oct-Dec	Jan-Mar	Apr-Jun		
					Acres Treated	Acres Treated	Acres Treated	Acres Treated	YTD	
					0.000	0.000	0.000	0.002	FPS Total	
					acres stems	acres stems	acres stems	acres stems	0.00	
Amelia Island										
Acres Planned for FY = 0.100 EPPC										
Common name	Scientific name	Cat.								
showy rattlebox	<i>Crotalaria spectabilis</i>	n/a						0.001	1	
kudzu	<i>Pueraria montana</i>	I						0.001	12	
Big Shoals										
Acres Planned for FY = 2.000 EPPC										
Common name	Scientific name	Cat.								
Japanese climbing fern	<i>Lygodium japonicum</i>	I	12.600							
Chinaberry	<i>Melia azedarach</i>	II					3.000	8		
Big Talbot Island										
Acres Planned for FY = 1.000 EPPC										
Common name	Scientific name	Cat.								
Chinaberry	<i>Melia azedarach</i>	II				0.002	7			
Nayou vine	<i>Merremia dissecta</i>	n/a				0.016				
Cedar Key Museum										
Acres Planned for FY = 0.500 EPPC										
Common name	Scientific name	Cat.								
Torpedo grass	<i>Panicum repens</i>	I								
Cedar Key Scrub										
Acres Planned for FY = 2.000 EPPC										
Common name	Scientific name	Cat.								
Torpedo grass	<i>Panicum repens</i>	I								
Crystal River Archaeological Site										
Acres Planned for FY = 0.100 EPPC										
Common name	Scientific name	Cat.								
Chinese tallow tree	<i>Sapium sebiferum</i>	I	0.005							
Cogon grass	<i>Imperata cylindrica</i>	I	0.500							
Brazilian pepper	<i>Schinus terebinthifolius</i>	I	0.250							
Crystal River Preserve										
Acres Planned for FY = 25.000 EPPC										
Common name	Scientific name	Cat.								
					1.500	14.860	15.060	302.150	YTD	
									FPS Total	
									333.57	

Florida Park Service
Exotic Plant Removal
 Fiscal Year 2010-2011

Chinese tallow tree	<i>Sapium sebiferum</i>	I	1.500				2.130		
Brazilian pepper	<i>Schinus terebinthifolius</i>	I		14.860	15.060	7769	182.020		
Devil's Millhopper			Acres Treated	Acres Treated	Acres Treated	Acres Treated		YTD	
Acres Planned for FY = 1.000 EPPO			0.000	0.700	11.700	0.000		FPS Total	12.40
Common name	Scientific name	Cat.	acres	stems	acres	stems	acres	stems	
Coral ardisia	<i>Ardisia crenata</i>	I			0.700	40	10.800	750	
Japanese climbing fern	<i>Lygodium japonicum</i>	I					0.900		
Dudley Farm			Acres Treated	Acres Treated	Acres Treated	Acres Treated		YTD	
Acres Planned for FY = 10.000 EPPO			19.615	33.648	0.000	0.000		FPS Total	53.26
Common name	Scientific name	Cat.	acres	stems	acres	stems	acres	stems	
Japanese climbing fern	<i>Lygodium japonicum</i>	I	0.600		2.500				
Kudzu	<i>Pueraria montana</i>	I	0.200						
Mimosa	<i>Albizia julibrissin</i>	I	12.000	222	0.098	98			
Camphor-tree	<i>Cinnamomum camphora</i>	I	0.015	19	23.750				
Chinese tallow tree	<i>Sapium sebiferum</i>	I	6.000	24					
Coral ardisia	<i>Ardisia crenata</i>	I	0.800	845	7.300				
Ellie Schiller Homosassa Springs			Acres Treated	Acres Treated	Acres Treated	Acres Treated		YTD	
Acres Planned for FY = 0.500			0.000	0.000	0.000	0.000		FPS Total	0.00
Fanning Springs			Acres Treated	Acres Treated	Acres Treated	Acres Treated		YTD	
Acres Planned for FY = 0.100 EPPO			0.011	0.004	0.001	0.004		FPS Total	0.02
Common name	Scientific name	Cat.	acres	stems	acres	stems	acres	stems	
Water-lettuce	<i>Pistia stratiotes</i>	I	0.001						
Air-potato	<i>Dioscorea bulbifera</i>	I	0.001		0.002				
Camphor-tree	<i>Cinnamomum camphora</i>	I	0.002	2					
Lantana	<i>Lantana camara</i>	I	0.003	3					
Chinese tallow tree	<i>Sapium sebiferum</i>	I	0.001	1	0.001	1			
Mexican petunia	<i>Ruellia brittoniana</i>	I	0.003	3					
Mimosa	<i>Albizia julibrissin</i>	I			0.001	1			
Stinging nettle	<i>Urtica dioica</i>	n/a					0.001	64	
Citrus	<i>Citrus sp.</i>	n/a					0.004	4	
Fernandina Plaza			Acres Treated	Acres Treated	Acres Treated	Acres Treated		YTD	
Acres Planned for FY = 0.000			0.000	0.000	0.000	0.000		FPS Total	0.00
Forest Capital			Acres Treated	Acres Treated	Acres Treated	Acres Treated		YTD	
Acres Planned for FY = 0.000			0.000	0.000	0.000	0.000		FPS Total	0.00
Ft. Clinch			Acres Treated	Acres Treated	Acres Treated	Acres Treated		YTD	
Acres Planned for FY = 1.000			0.000	0.000	0.000	0.000		FPS Total	0.00
Ft. Cooper			Acres Treated	Acres Treated	Acres Treated	Acres Treated		YTD	
Acres Planned for FY = 19.500 EPPO			1.600	0.000	0.000	12.000		FPS Total	13.60
Common name	Scientific name	Cat.	acres	stems	acres	stems	acres	stems	

Florida Park Service
Exotic Plant Removal
 Fiscal Year 2010-2011

Skunk vine	<i>Paederia foetida</i>	I	1.600							
Cogon grass	<i>Imperata cylindrica</i>	I						0.800		
Pindo palm	<i>Butia capitata</i>	n/a						1.700		
Ft. George			Acres Treated	Acres Treated	Acres Treated	Acres Treated	Acres Treated		YTD	
Acres Planned for FY =	3.000	EPPC	1.270	0.000	0.000	0.000	0.000		FPS Total	1.27
Common name	Scientific name	Cat.	acres	stems	acres	stems	acres	stems	acres	stems
Confederate jasmine	<i>Trachelospermum jasminoic</i>	n/a	1.250							
Cat's claw vine	<i>Macfadyena unguis-cati</i>	I	0.020							
George Crady Fishing Bridge			Acres Treated	Acres Treated	Acres Treated	Acres Treated	Acres Treated		YTD	
Acres Planned for FY =	0.000	EPPC	0.000	0.022	0.000	0.000	0.000		FPS Total	0.02
Common name	Scientific name	Cat.	acres	stems	acres	stems	acres	stems	acres	stems
Chinaberry	<i>Melia azedarach</i>	II		0.020	9					
Nayou vine	<i>Merremia dissecta</i>	n/a		0.002						
Ichetucknee Springs			Acres Treated	Acres Treated	Acres Treated	Acres Treated	Acres Treated		YTD	
Acres Planned for FY =	150.000	EPPC	31.410	28.650	62.900	33.600			FPS Total	156.56
Common name	Scientific name	Cat.	acres	stems	acres	stems	acres	stems	acres	stems
Water-lettuce	<i>Pistia stratiotes</i>	I	31.410		27.400	6200	17.900		33.600	
Showy rattlebox	<i>Crotalaria spectabilis</i>	n/a			1.250	6200				
Mimosa	<i>Albizia julibrissin</i>	I					45.000			
Lafayette Blue Springs			Acres Treated	Acres Treated	Acres Treated	Acres Treated	Acres Treated		YTD	
Acres Planned for FY =	5.000	EPPC	1.400	1.400	0.000	0.000			FPS Total	2.80
Common name	Scientific name	Cat.	acres	stems	acres	stems	acres	stems	acres	stems
Japanese climbing fern	<i>Lygodium japonicum</i>	I	1.400		1.400					
Little Talbot Island			Acres Treated	Acres Treated	Acres Treated	Acres Treated	Acres Treated		YTD	
Acres Planned for FY =	0.100	EPPC	0.000	0.000	0.017	0.001			FPS Total	0.02
Common name	Scientific name	Cat.	acres	stems	acres	stems	acres	stems	acres	stems
Nayou vine	<i>Merremia dissecta</i>	n/a						0.001		
prickly Russian thistle	<i>Salsola kali</i>	n/a				0.017				
Madison Blue Springs			Acres Treated	Acres Treated	Acres Treated	Acres Treated	Acres Treated		YTD	
Acres Planned for FY =	7.000	EPPC	0.000	10.000	0.000	0.000			FPS Total	10.00
Common name	Scientific name	Cat.	acres	stems	acres	stems	acres	stems	acres	stems
Japanese climbing fern	<i>Lygodium japonicum</i>	I			10.000					
Manatee Springs			Acres Treated	Acres Treated	Acres Treated	Acres Treated	Acres Treated		YTD	
Acres Planned for FY =	1.500	EPPC	3.047	0.021	0.053	0.167			FPS Total	3.29
Common name	Scientific name	Cat.	acres	stems	acres	stems	acres	stems	acres	stems
Japanese climbing fern	<i>Lygodium japonicum</i>	I	2.100		0.001		0.001	1		
Cogon grass	<i>Imperata cylindrica</i>	I	0.900							
Water-lettuce	<i>Pistia stratiotes</i>	I	0.017		0.020		0.010		0.052	52
Sicklepod	<i>Senna obtusifolia</i>	n/a	0.012	12						
Lion's-ear	<i>Leonotis nepetifolia</i>	n/a	0.017							
Mimosa	<i>Albizia julibrissin</i>	I	0.001	1					0.013	13
Chinese tallow tree	<i>Sapium sebiferum</i>	I					0.042	42	0.102	102

Florida Park Service
Exotic Plant Removal
 Fiscal Year 2010-2011

Marjorie Kinnan Rawlings				Acres Treated		Acres Treated		Acres Treated		Acres Treated		YTD FPS Total 29.90
Acres Planned for FY = 8.000 EPPC				2.800		0.000		22.400		4.700		
Common name	Scientific name	Cat.	acres	stems	acres	stems	acres	stems	acres	stems		
Air-potato	<i>Dioscorea bulbifera</i>	I	2.000									
Small-leaf spiderwort	<i>Tradescantia fluminensis</i>	I	0.800									
Tropical soda apple	<i>Solanum viarum</i>	I										
Four-o'clock	<i>Mirabilis jalapa</i>	n/a	0.200									
Coral ardisia	<i>Ardisia crenata</i>	I					22.400	450			1	
Skunk vine	<i>Paederia foetida</i>	I							0.100			
Chinese tallow tree	<i>Sapium sebiferum</i>	I							4.600		3	
Mike Roess Gold Head Branch				Acres Treated		Acres Treated		Acres Treated		Acres Treated		YTD FPS Total 1.27
Acres Planned for FY = 4.000 EPPC				0.012		0.900		0.343		0.017		
Common name	Scientific name	Cat.	acres	stems	acres	stems	acres	stems	acres	stems		
Natal grass	<i>Melinis repens</i>	I	0.012	12					0.006		6	
Japanese climbing fern	<i>Lygodium japonicum</i>	I			0.100				0.004		4	
Centipede grass	<i>Eremochloa ophiuroides</i>	n/a			0.800							
Mimosa	<i>Albizia julibrissin</i>	I					0.003	3				
Chinese wisteria	<i>Wisteria sinensis</i>	II					0.160	20				
Camphor-tree	<i>Cinnamomum camphora</i>	I					0.180	2				
Japanese honeysuckle	<i>Lonicera japonica</i>	I							0.002		2	
Lantana	<i>Lantana camara</i>	I							0.003		3	
Senegal date palm	<i>Phoenix reclinata</i>	II							0.002		2	
O'Leno-River Rise				Acres Treated		Acres Treated		Acres Treated		Acres Treated		YTD FPS Total 42.76
Acres Planned for FY = 15.000 EPPC				27.100		12.600		0.000		3.060		
Common name	Scientific name	Cat.	acres	stems	acres	stems	acres	stems	acres	stems		
Japanese climbing fern	<i>Lygodium japonicum</i>	I	15.600		12.600				0.060			
Chinese tallow tree	<i>Sapium sebiferum</i>	I	9.500	74								
Mimosa	<i>Albizia julibrissin</i>	I	2.000	42								
Cogon grass	<i>Imperata cylindrica</i>	I							0.600			
Chinese wisteria	<i>Wisteria sinensis</i>	II							2.400		20	
Crepe myrtle	<i>Lagerstroemia indica</i>	n/a									10	
Paynes Prairie/GHT				Acres Treated		Acres Treated		Acres Treated		Acres Treated		YTD FPS Total 103.71
Acres Planned for FY = 151.000 EPPC				6.450		13.700		8.200		75.360		
Common name	Scientific name	Cat.	acres	stems	acres	stems	acres	stems	acres	stems		
Chinese tallow tree	<i>Sapium sebiferum</i>	I	1.700	1700	9.000	1500			75.200		3550	
Cogon grass	<i>Imperata cylindrica</i>	I	4.000									
Cat's claw vine	<i>Macfadyena unguis-cati</i>	I	0.250					0.900				
Coral ardisia	<i>Ardisia crenata</i>	I	0.500		2.400		7.300	1085	0.160		156	
Japanese climbing fern	<i>Lygodium japonicum</i>	I			2.100							
Skunk vine	<i>Paederia foetida</i>	I			0.200							
Chinaberry	<i>Melia azedarach</i>	II									2	
Mimosa	<i>Albizia julibrissin</i>	I									1	

Florida Park Service
Exotic Plant Removal
 Fiscal Year 2010-2011

Camphor-tree	<i>Cinnamomum camphora</i>	I								6	
Hardy orange	<i>Poncirus trifoliata</i>	n/a								35	
Pumpkin Hill			Acres Treated	Acres Treated	Acres Treated	Acres Treated					YTD
Acres Planned for FY = 2.000 EPPO			1.092	0.292	0.017	1.832					FPS Total
Common name	Scientific name	Cat.	acres	stems	acres	stems	acres	stems	acres	stems	3.23
Chinese tallow tree	<i>Sapium sebiferum</i>	I	0.224	50	0.023	28	0.001	8	0.243	168	
Chinaberry	<i>Melia azedarach</i>	II	0.856	43	0.001	2	0.001	3	0.424	376	
Mimosa	<i>Albizia julibrissin</i>	I	0.004	4	0.004	7	0.001	1	0.013	41	
Common mullein	<i>Verbascum thapsus</i>	n/a	0.007	7							
Jerusalem thorn	<i>Parkinsonia aculeata</i>	n/a	0.001	1							
Nayou vine	<i>Merremia dissecta</i>	n/a			0.010				0.001		
Air-potato	<i>Dioscorea bulbifera</i>	I			0.251				0.001		
Lantana	<i>Lantana camara</i>	I			0.001	3					
Japanese climbing fern	<i>Lygodium japonicum</i>	I			0.001						
Purple sesban	<i>Sesbania punicea</i>	II			0.001	2					
Showy rattlebox	<i>Crotalaria spectabilis</i>	n/a					0.001	1			
tree-of-heaven	<i>Ailanthus altissima</i>	n/a					0.005	35			
Glossy privet	<i>Ligustrum lucidum</i>	I					0.008	3			
Paper mulberry	<i>Broussonetia papyrifera</i>	II							1.000	34	
Common mullein	<i>Verbascum thapsus</i>	n/a							0.150	82	
Rainbow Springs			Acres Treated	Acres Treated	Acres Treated	Acres Treated					YTD
Acres Planned for FY = 297.000 EPPO			11.764	2.549	23.105	298.176					FPS Total
Common name	Scientific name	Cat.	acres	stems	acres	stems	acres	stems	acres	stems	335.59
Japanese climbing fern	<i>Lygodium japonicum</i>	I	2.222								
Camphor-tree	<i>Cinnamomum camphora</i>	I	0.001	9					2.185	40	
Glossy privet	<i>Ligustrum lucidum</i>	I	2.500	5							
Silverthorn	<i>Elaeagnus pungens</i>	II	0.040	6			0.002	2			
Japanese clematis	<i>Clematis terniflora</i>	II									
Mimosa	<i>Albizia julibrissin</i>	I	0.001				0.023		0.010	10	
Skunk vine	<i>Paederia foetida</i>	I	11.700		0.083		4.260		3.000		
Air-potato	<i>Dioscorea bulbifera</i>	I			0.066		4.400		1.114		
Cogon grass	<i>Imperata cylindrica</i>	I			2.400		0.020		2.100		
Coral ardisia	<i>Ardisia crenata</i>	I					14.400	3208	1.505	5	
Chinese tallow tree	<i>Sapium sebiferum</i>	I							0.062	24	
Nayou vine	<i>Merremia dissecta</i>	n/a							0.500		
Wood-rose	<i>Merremia tuberosa</i>	II							0.050		
Balsampear	<i>Momordica charantia</i>	n/a							0.050		
San Felasco Hammock			Acres Treated	Acres Treated	Acres Treated	Acres Treated					YTD
Acres Planned for FY = 40.000 EPPO			37.100	36.340	10.900	21.666					FPS Total
Common name	Scientific name	Cat.	acres	stems	acres	stems	acres	stems	acres	stems	106.01
Coral ardisia	<i>Ardisia crenata</i>	I	2.000	2000	13.440	12400	7.300	14235	6.800	2010	
Japanese climbing fern	<i>Lygodium japonicum</i>	I	27.600		7.900						
Skunk vine	<i>Paederia foetida</i>	I	2.400								

Florida Park Service
Exotic Plant Removal
 Fiscal Year 2010-2011

Air-potato	<i>Dioscorea bulbifera</i>	I	0.500							
Chinese tallow tree	<i>Sapium sebiferum</i>	I	2.200	15.000				4.350	527	
Hardy orange	<i>Poncirus trifoliata</i>	n/a								
Chinaberry	<i>Melia azedarach</i>	II						0.006	16	
Mimosa	<i>Albizia julibrissin</i>	I								
Camphor-tree	<i>Cinnamomum camphora</i>	I								
Tung oil tree	<i>Aleurites fordii</i>	II								
Japanese ardisia	<i>Ardisia japonica</i>	n/a				1.800		0.700		
Small-leaf spiderwort	<i>Tradescantia fluminensis</i>	I				0.300				
Mondo grass	<i>Ophiopogon japonicus</i>	n/a				0.800				
Border grass	<i>Liriope spicata</i>	n/a				0.700	4			
Citrus	<i>Citrus sp.</i>	n/a						0.010	10	
Silverthorn	<i>Elaeagnus pungens</i>	II							1	
Japanese privet	<i>Ligustrum japonicum</i>	n/a						1.700	7	
Coqon grass	<i>Imperata cylindrica</i>	I						8.100		
Stephen Foster			Acres Treated	Acres Treated	Acres Treated	Acres Treated				YTD
Acres Planned for FY = 2.500 EPPC			2.002	1.000	0.270	0.040				FPS Total
Common name	Scientific name	Cat.	acres	stems	acres	stems	acres	stems	acres	stems
Lantana	<i>Lantana camara</i>	I	0.002	2						
Japanese climbing fern	<i>Lygodium japonicum</i>	I	2.000		0.600					
Coral ardisia	<i>Ardisia crenata</i>	I			0.400		0.020	2		
Camphor-tree	<i>Cinnamomum camphora</i>	I					0.125	10	0.030	30
Chinese wisteria	<i>Wisteria sinensis</i>	II					0.125	12	0.010	10
Suwannee River			Acres Treated	Acres Treated	Acres Treated	Acres Treated				YTD
Acres Planned for FY = 67.000 EPPC			0.600	0.502	0.000	0.000				FPS Total
Common name	Scientific name	Cat.	acres	stems	acres	stems	acres	stems	acres	stems
Japanese climbing fern	<i>Lygodium japonicum</i>	I	0.600							
Showy rattlebox	<i>Crotalaria spectabilis</i>	n/a			0.500					
Mimosa	<i>Albizia julibrissin</i>	I			0.002	2				
Troy Springs			Acres Treated	Acres Treated	Acres Treated	Acres Treated				YTD
Acres Planned for FY = 5.000 EPPC			0.001	0.000	0.000	0.000				FPS Total
Common name	Scientific name	Cat.	acres	stems	acres	stems	acres	stems	acres	stems
Japanese climbing fern	<i>Lygodium japonicum</i>	I	0.001							
Waccasassa Bay			Acres Treated	Acres Treated	Acres Treated	Acres Treated				YTD
Acres Planned for FY = 30.000 EPPC			0.000	0.001	0.000	30.000				FPS Total
Common name	Scientific name	Cat.	acres	stems	acres	stems	acres	stems	acres	stems
Japanese climbing fern	<i>Lygodium japonicum</i>	I			0.001					
Coqon grass	<i>Imperata cylindrica</i>	I								
Wes Skiles Peacock Springs			Acres Treated	Acres Treated	Acres Treated	Acres Treated				YTD
Acres Planned for FY = 0.500			0.000	0.000	0.000	0.000				FPS Total
Common name	Scientific name	Cat.	acres	stems	acres	stems	acres	stems	acres	stems
Yellow Bluff			Acres Treated	Acres Treated	Acres Treated	Acres Treated				YTD
Acres Planned for FY = 0.000 EPPC			0.000	0.000	0.000	0.012				FPS Total
Common name	Scientific name	Cat.	acres	stems	acres	stems	acres	stems	acres	stems

Florida Park Service
Exotic Plant Removal
 Fiscal Year 2010-2011

DISTRICT THREE

District highlights: OPS staff funded by District exotic removal monies have been active at Tomoka, Addison Blockhouse, Bulow Creek, Bulow Plantation, Haw Creek, Gamble Rogers, North Peninsula, Kissimmee Prairie, St. Sebastian, Blue Spring, Hontoon Island, DeLeon Springs, Faver-Dykes, Washington Oaks, Sebastian Inlet, and Indian River Lagoon. Projects at Blue Spring, Colt Creek, and Indian River Lagoon funded by local working groups resulted in 213 acres treated.

					--All acres treated regardless of funding or labor source--									
					Jul-Sep		Oct-Dec		Jan-Mar		Apr-Jun			
					Acres Treated		Acres Treated		Acres Treated		Acres Treated		YTD	
					0.000		0.000		0.000		0.125		FPS Total	
					acres stems		acres stems		acres stems		acres stems		0.13	
Addison Blockhouse					Acres Treated		Acres Treated		Acres Treated		Acres Treated		YTD	
Acres Planned for FY = 0.050 EPPC					0.000		0.000		0.000		0.125		FPS Total	
Common name Scientific name Cat.					acres stems		acres stems		acres stems		acres stems		0.13	
Sword fern <i>Nephrolepis cordifolia</i> I											0.125			
A.D. Broussard Catfish Creek					Acres Treated		Acres Treated		Acres Treated		Acres Treated		YTD	
Acres Planned for FY = 150.000 EPPC					2.010		30.640		0.750		4.571		FPS Total	
Common name Scientific name Cat.					acres stems		acres stems		acres stems		acres stems		37.97	
Cogon grass <i>Imperata cylindrica</i> I					0.750		28.225		0.750		2.270			
Caesar's weed <i>Urena lobata</i> II					1.250		0.605				1.800			
Japanese climbing fern <i>Lygodium japonicum</i> I					0.010		1.000				0.501			
Glorybower <i>Clerodendrum sp.</i> n/a							0.110							
Smutgrass <i>Sporobolus indicus</i> n/a							0.050							
Castor bean <i>Ricinus communis</i> II							0.100							
Tropical soda apple <i>Solanum viarum</i> I							0.500							
Torpedo grass <i>Panicum repens</i> I							0.050							
Anastasia					Acres Treated		Acres Treated		Acres Treated		Acres Treated		YTD	
Acres Planned for FY = 5.000 EPPC					3.200		0.479		0.130		0.552		FPS Total	
Common name Scientific name Cat.					acres stems		acres stems		acres stems		acres stems		4.36	
Giant reed <i>Arundo donax</i> n/a					0.400									
Air-potato <i>Dioscorea bulbifera</i> I					0.800									
Brazilian pepper <i>Schinus terebinthifolius</i> I					2.000		0.079				0.030			
Chinese tallow tree <i>Sapium sebiferum</i> I							0.300		0.020		0.505			
Cogon grass <i>Imperata cylindrica</i> I							0.100				0.017			
Pampas grass <i>Cortaderia selloana</i> n/a									0.110					
Blue Spring					Acres Treated		Acres Treated		Acres Treated		Acres Treated		YTD	
Acres Planned for FY = 114.000 EPPC					31.844		31.739		43.257		75.257		FPS Total	
Common name Scientific name Cat.					acres stems		acres stems		acres stems		acres stems		182.10	
Air-potato <i>Dioscorea bulbifera</i> I					2.667		0.109				5.149			
Coral ardisia <i>Ardisia crenata</i> I					12.787		14.040		13.025		38.438			
Caesar's weed <i>Urena lobata</i> II					0.849		0.918				0.046			
Camphor-tree <i>Cinnamomum camphora</i> I					11.038		6.743		9.879		25.500			

Florida Park Service
Exotic Plant Removal
 Fiscal Year 2010-2011

Sword fern	<i>Nephrolepis cordifolia</i>	I	0.756	0.220	0.621	0.250					
Cogon grass	<i>Imperata cylindrica</i>	I	0.221	0.024	0.311	0.048					
Natal grass	<i>Melinis repens</i>	I	2.137	7.330	16.480	0.002					
Japanese climbing fern	<i>Lygodium japonicum</i>	I	0.510		0.140	1.087					
Tanglehead	<i>Heteropogon contortus</i>	n/a	0.100	0.003							
Kudzu	<i>Pueraria montana</i>	I	0.276	1.510	1.010	2.280					
Lantana	<i>Lantana camara</i>	I	0.029	0.025	0.253	0.053					
Showy rattlebox	<i>Crotalaria spectabilis</i>	n/a	0.427	0.055							
Citrus	<i>Citrus sp.</i>	n/a	0.008	0.028	1.524	0.019					
Mimosa	<i>Albizia julibrissin</i>	I	0.007	0.011	0.002	1.260					
Chinese tallow tree	<i>Sapium sebiferum</i>	I	0.004	0.004	0.003	0.001					
Hairy indigo	<i>Indigofera hirsuta</i>	n/a	0.010								
Turk's turban	<i>Clerodendrum indicum</i>	n/a	0.011	0.001							
Golden bamboo	<i>Phyllostachys aurea</i>	II	0.001	0.001							
Tropical soda apple	<i>Solanum viarum</i>	I	0.002		0.001						
Mexican petunia	<i>Ruellia brittoniana</i>	I	0.004								
Water-hyacinth	<i>Eichhornia crassipes</i>	I		0.001							
Loquat	<i>Eriobotrya japonica</i>	n/a		0.001							
Peruvian primrosewillow	<i>Ludwigia peruviana</i>	I		0.010							
Wild taro	<i>Colocasia esculenta</i>	I		0.449		1.110					
Para grass	<i>Urochloa mutica</i>	I		0.255							
Parrot feather watermilfoil	<i>Myriophyllum aquaticum</i>	n/a		0.001							
Chinaberry	<i>Melia azedarach</i>	II			0.008	0.010					
Radish	<i>Raphanus sativus</i>	n/a				0.001					
Common asparagus-fern	<i>Asparagus setaceus</i>	n/a				0.003					
Bulow Creek			Acres Treated	Acres Treated	Acres Treated	Acres Treated	YTD				
Acres Planned for FY = 15.000	EPPC		9.910	11.951	6.900	26.537	FPS Total				
Common name	Scientific name	Cat.	acres	stems	acres	stems	acres	stems	acres	stems	
Brazilian pepper	<i>Schinus terebinthifolius</i>	I	0.600		6.140		6.900				
Camphor-tree	<i>Cinnamomum camphora</i>	I	4.040		0.003				9.250		
Torpedo grass	<i>Panicum repens</i>	I	3.849		1.502				5.050		
Cogon grass	<i>Imperata cylindrica</i>	I	1.407		3.673				3.000		
Caesar's weed	<i>Urena lobata</i>	II	0.001								
Sicklepod	<i>Senna obtusifolia</i>	n/a	0.001								
Sword fern	<i>Nephrolepis cordifolia</i>	I	0.010		0.011						
Sprenger's asparagus-fern	<i>Asparagus aethiopicus</i>	I	0.002								
Chinese tallow tree	<i>Sapium sebiferum</i>	I			0.501						
Australian-pine	<i>Casuarina equisetifolia</i>	I			0.121						
Mexican petunia	<i>Ruellia brittoniana</i>	I							0.100		
Chinese brake fern	<i>Pteris vittata</i>	II							0.007		
Japanese climbing fern	<i>Lygodium japonicum</i>	I							9.000		

Florida Park Service
Exotic Plant Removal
 Fiscal Year 2010-2011

Purple sesban	<i>Sesbania punicea</i>	II							0.130	
Bulow Plantation			Acres Treated	Acres Treated	Acres Treated	Acres Treated				YTD
Acres Planned for FY =	0.200	EPPC	0.000	0.042	0.000				0.141	FPS Total
Common name	Scientific name	Cat.	acres	stems	acres	stems	acres	stems	acres	stems
Brazilian pepper	<i>Schinus terebinthifolius</i>	I			0.002					
Chinese brake fern	<i>Pteris vittata</i>	II			0.040				0.101	
Sword fern	<i>Nephrolepis cordifolia</i>	I							0.040	
Colt Creek			Acres Treated	Acres Treated	Acres Treated	Acres Treated				YTD
Acres Planned for FY =	500.000	EPPC	120.801	69.810	3.482				271.566	FPS Total
Common name	Scientific name	Cat.	acres	stems	acres	stems	acres	stems	acres	stems
Showy rattlebox	<i>Crotalaria spectabilis</i>	n/a	77.500		30.000				5.000	
Japanese climbing fern	<i>Lygodium japonicum</i>	I	2.251		13.068				1.256	
Cogon grass	<i>Imperata cylindrica</i>	I	31.915		8.750		2.482		14.582	
Skunk vine	<i>Paederia foetida</i>	I	3.760		0.250				106.000	
Smooth rattlebox	<i>Crotalaria pallida</i>	n/a	3.000						2.000	
Tropical soda apple	<i>Solanum viarum</i>	I	0.375		5.500				96.176	
Caesar's weed	<i>Urena lobata</i>	II	2.000		12.242		1.000		44.420	
Lantana	<i>Lantana camara</i>	I							0.006	
Camphor-tree	<i>Cinnamomum camphora</i>	I							0.009	
Arrowhead vine	<i>Syngonium podophyllum</i>	I							0.130	
Old World climbing fern	<i>Lygodium microphyllum</i>	I							2.000	
DeLeon Springs			Acres Treated	Acres Treated	Acres Treated	Acres Treated				YTD
Acres Planned for FY =	6.800	EPPC	7.400	0.573	0.075				1.994	FPS Total
Common name	Scientific name	Cat.	acres	stems	acres	stems	acres	stems	acres	stems
Air-potato	<i>Dioscorea bulbifera</i>	I	2.249		0.046				0.001	
Sword fern	<i>Nephrolepis cordifolia</i>	I	1.392		0.354				0.511	
Caesar's weed	<i>Urena lobata</i>	II	2.706						0.020	
Wild taro	<i>Colocasia esculenta</i>	I	0.603		0.036				0.024	
Arrowhead vine	<i>Syngonium podophyllum</i>	I	0.254							
Camphor-tree	<i>Cinnamomum camphora</i>	I	0.004							
Chinaberry	<i>Melia azedarach</i>	II	0.004							
Sprenger's asparagus-fern	<i>Asparagus aethiopicus</i>	I	0.071		0.011				0.018	
Mimosa	<i>Albizia julibrissin</i>	I	0.002		0.002				0.004	
Lantana	<i>Lantana camara</i>	I	0.000						0.003	
Elephant ear	<i>Xanthosoma sagittifolium</i>	II	0.112							
Climbing fig	<i>Ficus pumila</i>	n/a			0.060				0.003	
Bamboo	<i>Bambusa sp.</i>	n/a			0.014		0.011		1.142	
Glossy privet	<i>Ligustrum lucidum</i>	I			0.048					
Citrus	<i>Citrus sp.</i>	n/a			0.001				0.001	
Turk's turban	<i>Clerodendrum indicum</i>	n/a			0.001					
Coral ardisia	<i>Ardisia crenata</i>	I					0.064			

Florida Park Service
Exotic Plant Removal
 Fiscal Year 2010-2011

Pampas grass	<i>Cortaderia selloana</i>	n/a					0.002		
Water-lettuce	<i>Pistia stratiotes</i>	I					0.015		
Common asparagus-fern	<i>Asparagus setaceus</i>	n/a					0.250		
Dunns Creek			Acres Treated	Acres Treated	Acres Treated	Acres Treated		YTD	
Acres Planned for FY = 3.000			0.000	0.000	0.000	0.000		FPS Total	0.00
Faver-Dykes			Acres Treated	Acres Treated	Acres Treated	Acres Treated		YTD	
Acres Planned for FY = 35.000			0.000	80.100	0.030	2.301		FPS Total	82.43
Common name	Scientific name	Cat.	acres	stems	acres	stems	acres	stems	
Mimosa	<i>Albizia julibrissin</i>	I			0.100			0.100	
Brazilian pepper	<i>Schinus terebinthifolius</i>	I			80.000				
Cogon grass	<i>Imperata cylindrica</i>	I					0.030	0.300	
Chinese tallow tree	<i>Sapium sebiferum</i>	I						1.901	
Ft. Mose			Acres Treated	Acres Treated	Acres Treated	Acres Treated		YTD	
Acres Planned for FY = 5.000			2.794	0.242	3.300	0.014		FPS Total	6.35
Common name	Scientific name	Cat.	acres	stems	acres	stems	acres	stems	
Air-potato	<i>Dioscorea bulbifera</i>	I	1.188		0.241		3.030		
Japanese honeysuckle	<i>Lonicera japonica</i>	I	0.125		0.001		0.130	0.011	
Brazilian pepper	<i>Schinus terebinthifolius</i>	I	0.250						
Chinese tallow tree	<i>Sapium sebiferum</i>	I	0.250					0.001	
Giant reed	<i>Arundo donax</i>	n/a	0.250						
Mexican petunia	<i>Ruellia brittoniana</i>	I	0.481				0.010	0.001	
Purple sesban	<i>Sesbania punicea</i>	II	0.250					0.001	
Sword fern	<i>Nephrolepis cordifolia</i>	I					0.130		
Gamble Rogers/Flagler Beach			Acres Treated	Acres Treated	Acres Treated	Acres Treated		YTD	
Acres Planned for FY = 10.000			15.018	6.905	11.772	3.785		FPS Total	37.48
Common name	Scientific name	Cat.	acres	stems	acres	stems	acres	stems	
Lantana	<i>Lantana camara</i>	I	6.398					0.050	
Brazilian pepper	<i>Schinus terebinthifolius</i>	I	8.355		4.905		11.772	3.735	
Natal grass	<i>Melinis repens</i>	I	0.015		2.000				
Torpedo grass	<i>Panicum repens</i>	I	0.250						
Haw Creek			Acres Treated	Acres Treated	Acres Treated	Acres Treated		YTD	
Acres Planned for FY = 16.000			0.000	30.660	0.000	0.000		FPS Total	30.66
Common name	Scientific name	Cat.	acres	stems	acres	stems	acres	stems	
Cogon grass	<i>Imperata cylindrica</i>	I			6.310				
Camphor-tree	<i>Cinnamomum camphora</i>	I			24.200				
Purple sesban	<i>Sesbania punicea</i>	II			0.150				
Hontoon Island			Acres Treated	Acres Treated	Acres Treated	Acres Treated		YTD	
Acres Planned for FY = 0.250			0.000	0.517	0.018	0.038		FPS Total	0.57
Common name	Scientific name	Cat.	acres	stems	acres	stems	acres	stems	
Water-hyacinth	<i>Eichhornia crassipes</i>	I			0.005			0.003	

Florida Park Service
Exotic Plant Removal
 Fiscal Year 2010-2011

Wild taro	<i>Colocasia esculenta</i>	I			0.511			0.020		
Para grass	<i>Urochloa mutica</i>	I			0.001					
Sword fern	<i>Nephrolepis cordifolia</i>	I					0.006	0.010		
Caesar's weed	<i>Urena lobata</i>	II					0.010			
Citrus	<i>Citrus sp.</i>	n/a					0.002			
Lantana	<i>Lantana camara</i>	I						0.003		
Mimosa	<i>Albizia julibrissin</i>	I						0.002		
Indian River Lagoon					Acres Treated	Acres Treated	Acres Treated	Acres Treated		YTD
Acres Planned for FY = 42.000			EPPC		5.574	0.103	0.125	57.000		FPS Total
Common name	Scientific name	Cat.		acres	stems	acres	stems	acres	stems	62.80
Brazilian pepper	<i>Schinus terebinthifolius</i>	I		4.324		0.103		0.125		
Castor bean	<i>Ricinus communis</i>	II		1.250						
Australian-pine	<i>Casuarina equisetifolia</i>	I							12.000	
Rosary pea	<i>Abrus precatorius</i>	I							2.000	
Torpedo grass	<i>Panicum repens</i>	I							3.000	
Kissimmee Prairie					Acres Treated	Acres Treated	Acres Treated	Acres Treated		YTD
Acres Planned for FY = 30.000			EPPC		22.421	13.623	0.000	1.936		FPS Total
Common name	Scientific name	Cat.		acres	stems	acres	stems	acres	stems	37.98
Torpedo grass	<i>Panicum repens</i>	I		10.721		5.307			0.726	
Cogon grass	<i>Imperata cylindrica</i>	I		9.327		7.978			1.172	
Peruvian primrosewillow	<i>Ludwigia peruviana</i>	I		0.144						
Durban crowfootgrass	<i>Dactyloctenium aegyptium</i>	II		1.948		0.108			0.036	
Caesar's weed	<i>Urena lobata</i>	II		0.131						
West Indian marsh grass	<i>Hymenachne amplexicaulis</i>	I		0.131		0.034				
Old World climbing fern	<i>Lygodium microphyllum</i>	I		0.007		0.024			0.001	
Japanese climbing fern	<i>Lygodium japonicum</i>	I		0.003					0.001	
Brazilian pepper	<i>Schinus terebinthifolius</i>	I		0.005						
Lantana	<i>Lantana camara</i>	I		0.004		0.002				
Natal grass	<i>Melinis repens</i>	I				0.036				
Limpo grass	<i>Hemarthria altissima</i>	II				0.001				
Wright's nutrush	<i>Scleria lacustris</i>	I				0.133				
Lake Griffin					Acres Treated	Acres Treated	Acres Treated	Acres Treated		YTD
Acres Planned for FY = 15.000			EPPC		5.527	5.922	1.687	3.920		FPS Total
Common name	Scientific name	Cat.		acres	stems	acres	stems	acres	stems	17.06
Skunk vine	<i>Paederia foetida</i>	I		0.004					0.028	
Camphor-tree	<i>Cinnamomum camphora</i>	I		0.092		0.351		0.332		0.304
Air-potato	<i>Dioscorea bulbifera</i>	I		0.814		0.319				0.830
Mimosa	<i>Albizia julibrissin</i>	I		0.067						0.109
Caesar's weed	<i>Urena lobata</i>	II		0.450		0.006				0.083
Nayou vine	<i>Merremia dissecta</i>	n/a		0.075		0.046				0.135
Chinaberry	<i>Melia azedarach</i>	II		0.105		0.176		0.025		0.483
Water-lettuce	<i>Pistia stratiotes</i>	I		1.000		4.500				
Natal grass	<i>Melinis repens</i>	I		1.066		0.032				0.137

Florida Park Service
Exotic Plant Removal
 Fiscal Year 2010-2011

Lantana	<i>Lantana camara</i>	I	0.193	0.054	0.072	0.132	
Rosary pea	<i>Abrus precatorius</i>	I	0.092	0.164	0.005	0.220	
Sprenger's asparagus-fern	<i>Asparagus aethiopicus</i>	I	0.004	0.004		0.421	
Hairy indigo	<i>Indigofera hirsuta</i>	n/a	1.563				
Sword fern	<i>Nephrolepis cordifolia</i>	I	0.002	0.230		0.271	
Chinaberry	<i>Melia azedarach</i>	II		0.023	0.078		
Bamboo	<i>Bambusa sp.</i>	n/a		0.001			
Citrus	<i>Citrus sp.</i>	n/a		0.011			
Coral ardisia	<i>Ardisia crenata</i>	I		0.075	1.175	0.140	
Wandering jew	<i>Tradescantia zebrina</i>	n/a				0.002	
Wild taro	<i>Colocasia esculenta</i>	I				0.614	
Cat's claw vine	<i>Macfadyena unguis-cati</i>	I				0.010	
Chinese tallow tree	<i>Sapium sebiferum</i>	I				0.001	
Lake Kissimmee			Acres Treated	Acres Treated	Acres Treated	Acres Treated	YTD
Acres Planned for FY = 50.000			2.550	5.106	3.520	39.170	FPS Total
Common name	Scientific name	Cat.	acres	stems	acres	stems	acres
Caesar's weed	<i>Urena lobata</i>	II	2.500		5.000	3.000	22.260
Smooth rattlebox	<i>Crotalaria pallida</i>	n/a	0.050				
Cogon grass	<i>Imperata cylindrica</i>	I			0.035	0.510	2.260
Camphor-tree	<i>Cinnamomum camphora</i>	I			0.001		
Para grass	<i>Urochloa mutica</i>	I			0.050		11.200
Torpedo grass	<i>Panicum repens</i>	I			0.020		
Tropical soda apple	<i>Solanum viarum</i>	I				0.010	3.000
Chinese tallow tree	<i>Sapium sebiferum</i>	I					0.450
Lake Louisa			Acres Treated	Acres Treated	Acres Treated	Acres Treated	YTD
Acres Planned for FY = 100.000			18.518	8.005	0.000	23.205	FPS Total
Common name	Scientific name	Cat.	acres	stems	acres	stems	acres
Cogon grass	<i>Imperata cylindrica</i>	I	4.528		1.250		
Japanese climbing fern	<i>Lygodium japonicum</i>	I	0.004		0.001		0.250
Camphor-tree	<i>Cinnamomum camphora</i>	I	0.004				
Brazilian pepper	<i>Schinus terebinthifolius</i>	I	0.002				
Lantana	<i>Lantana camara</i>	I	0.139		5.000		21.266
Caesar's weed	<i>Urena lobata</i>	II	7.027		0.250		1.689
Rosary pea	<i>Abrus precatorius</i>	I	4.751				
Chinaberry	<i>Melia azedarach</i>	II	1.793				
Woman's tongue	<i>Albizia lebeck</i>	I	0.005				
Mimosa	<i>Albizia julibrissin</i>	I	0.001				
Citrus	<i>Citrus sp.</i>	n/a	0.006				
Balsampear	<i>Momordica charantia</i>	n/a	0.007				
Sword fern	<i>Nephrolepis cordifolia</i>	I	0.002		1.000		
Peruvian primrosewillow	<i>Ludwigia peruviana</i>	I	0.214				
Earpod tree	<i>Enterolobium contortisiliqu.</i>	n/a	0.029				
Tropical soda apple	<i>Solanum viarum</i>	I	0.006				

Florida Park Service
Exotic Plant Removal
 Fiscal Year 2010-2011

Citron	<i>Citrullus lanatus</i>	n/a			0.003				
Hairy indigo	<i>Indigofera hirsuta</i>	n/a			0.500				
Queen palm	<i>Syagrus romanzoffianum</i>	II			0.001				
Lower Wekiva									
Acres Planned for FY = 5.000			EPPC		Acres Treated	Acres Treated	Acres Treated	Acres Treated	YTD
					0.501	0.000	2.000	0.000	FPS Total
Common name	Scientific name	Cat.		acres	stems	acres	stems	acres	stems
Cogon grass	<i>Imperata cylindrica</i>	I		0.501					
Air-potato	<i>Dioscorea bulbifera</i>	I					2.000		
North Peninsula									
Acres Planned for FY = 20.000			EPPC		Acres Treated	Acres Treated	Acres Treated	Acres Treated	YTD
					4.807	3.795	8.130	0.726	FPS Total
Common name	Scientific name	Cat.		acres	stems	acres	stems	acres	stems
Lantana	<i>Lantana camara</i>	I		0.164				0.004	
Wedelia	<i>Sphagneticola trilobata</i>	II		0.012					
Brazilian pepper	<i>Schinus terebinthifolius</i>	I		3.625		0.747		8.107	0.711
Durban crowfootgrass	<i>Dactyloctenium aegyptium</i>	II		1.000		3.009			
Purple sesban	<i>Sesbania punicea</i>	II		0.006		0.039		0.023	0.006
Chinese tallow tree	<i>Sapium sebiferum</i>	I							0.005
Ravine Gardens									
Acres Planned for FY = 5.000			EPPC		Acres Treated	Acres Treated	Acres Treated	Acres Treated	YTD
					19.577	0.000	3.000	0.338	FPS Total
Common name	Scientific name	Cat.		acres	stems	acres	stems	acres	stems
Air-potato	<i>Dioscorea bulbifera</i>	I		12.402				3.000	0.046
Paper mulberry	<i>Broussonetia papyrifera</i>	II		0.075					
Chinaberry	<i>Melia azedarach</i>	II		0.010					
Torpedo grass	<i>Panicum repens</i>	I		0.011					
Coral ardisia	<i>Ardisia crenata</i>	I		0.004				0.016	
Wax begonia	<i>Begonia cucullata</i>	II		0.001					
Sprenger's asparagus-fern	<i>Asparagus aethiopicus</i>	I		0.816					
Mimosa	<i>Albizia julibrissin</i>	I		0.003					
Sword fern	<i>Nephrolepis cordifolia</i>	I		1.512					
Flamegold tree	<i>Koelreuteria elegans</i>	II		0.657					
Orchid tree	<i>Bauhinia variegata</i>	I		0.001					
Yew podocarpus	<i>Podocarpus macrophyllus</i>	n/a		0.023					
Japanese climbing fern	<i>Lygodium japonicum</i>	I		0.024					
Cat's claw vine	<i>Macfadyena unguis-cati</i>	I		0.010					
Mexican petunia	<i>Ruellia brittoniana</i>	I		0.010					
Coral vine	<i>Antigonon leptopus</i>	II		0.024					
Bamboo	<i>Bambusa sp.</i>	n/a		0.770				0.023	
Camphor-tree	<i>Cinnamomum camphora</i>	I		0.113					
Chinese tallow tree	<i>Sapium sebiferum</i>	I		0.004					
Tropical soda apple	<i>Solanum viarum</i>	I		0.001					
Chinese wisteria	<i>Wisteria sinensis</i>	II		0.001					
Japanese privet	<i>Ligustrum japonicum</i>	n/a		0.004					
Caesar's weed	<i>Urena lobata</i>	II		2.100					
Hydrilla	<i>Hydrilla verticillata</i>	I		0.001				0.023	

Florida Park Service
Exotic Plant Removal
 Fiscal Year 2010-2011

Winged yam	<i>Dioscorea alata</i>	I	1.000							
Queen palm	<i>Syagrus romanzoffianum</i>	II							0.230	
Rock Springs Run										
Acres Planned for FY = 15.000										
EPPC										
Acres Treated			12.522		2.013		0.010		1.200	YTD
Common name			acres	stems	acres	stems	acres	stems	acres	FPS Total
Scientific name										15.75
Caesar's weed	<i>Urena lobata</i>	II	0.011		0.001					
Wild taro	<i>Colocasia esculenta</i>	I	0.001							
Smooth rattlebox	<i>Crotalaria pallida</i>	n/a	5.000							
Cogon grass	<i>Imperata cylindrica</i>	I	0.500						1.200	
Johnsongrass	<i>Sorghum halepense</i>	n/a	5.000							
Guinea grass	<i>Panicum maximum</i>	II	1.000							
Sicklepod	<i>Senna obtusifolia</i>	n/a	1.000							
Natal grass	<i>Melinis repens</i>	I	0.010							
Old World climbing fern	<i>Lygodium microphyllum</i>	I			0.003					
Coral ardisia	<i>Ardisia crenata</i>	I			2.010		0.010			
Sebastian Inlet										
Acres Planned for FY = 20.000										
EPPC										
Acres Treated			17.362		45.838		37.950		0.000	YTD
Common name			acres	stems	acres	stems	acres	stems	acres	FPS Total
Scientific name										101.15
Brazilian pepper	<i>Schinus terebinthifolius</i>	I	16.290		45.130		34.875			
Lantana	<i>Lantana camara</i>	I	0.500		0.130		0.250			
Carrotwood	<i>Cupaniopsis anacardioides</i>	I	0.006		0.130		0.750			
Wedelia	<i>Sphagneticola trilobata</i>	II	0.010				0.260			
Beach naupaka	<i>Scaevola taccada</i>	I	0.250							
Bowstring hemp	<i>Sansevieria hyacinthoides</i>	II	0.250							
Air-potato	<i>Dioscorea bulbifera</i>	I	0.015		0.012					
Pothos	<i>Epipremnum pinnatum</i>	II	0.001							
Papaya	<i>Carica papaya</i>	n/a	0.040		0.431		1.505			
Chinaberry	<i>Melia azedarach</i>	II			0.005					
Schefflera	<i>Schefflera actinophylla</i>	I					0.050			
Lead tree	<i>Leucaena leucocephala</i>	II					0.250			
Kalanchoe	<i>Kalanchoe sp.</i>	n/a					0.003			
Australian-pine	<i>Casuarina equisetifolia</i>	I					0.007			
Silver River										
Acres Planned for FY = 40.000										
EPPC										
Acres Treated			0.502		12.242		10.061		6.069	YTD
Common name			acres	stems	acres	stems	acres	stems	acres	FPS Total
Scientific name										28.87
Cogon grass	<i>Imperata cylindrica</i>	I	0.500		11.412		10.060		4.970	
Giant reed	<i>Arundo donax</i>	n/a	0.013							
Mimosa	<i>Albizia julibrissin</i>	I	0.001		0.000					
Chinese tallow tree	<i>Sapium sebiferum</i>	I	0.001						0.040	
Sicklepod	<i>Senna obtusifolia</i>	n/a			0.463					
Air-potato	<i>Dioscorea bulbifera</i>	I			0.280					
Showy rattlebox	<i>Crotalaria spectabilis</i>	n/a			0.030					
Chinaberry	<i>Melia azedarach</i>	II			0.003				0.420	
Crepe myrtle	<i>Lagerstroemia indica</i>	n/a			0.002					

Florida Park Service
Exotic Plant Removal
 Fiscal Year 2010-2011

Camphor-tree	<i>Cinnamomum camphora</i>	I			0.052		0.001		0.139		
Glorybower	<i>Clerodendrum sp.</i>	n/a							0.500		
St. Sebastian			Acres Treated	Acres Treated	Acres Treated	Acres Treated	Acres Treated	Acres Treated	Acres Treated	YTD	
Acres Planned for FY = 25.000		EPPC	7.800	3.750	302.200	151.750				FPS Total	465.50
Common name	Scientific name	Cat.	acres	stems	acres	stems	acres	stems	acres	stems	
Brazilian pepper	<i>Schinus terebinthifolius</i>	I	3.200				221.200		43.000		
Cogon grass	<i>Imperata cylindrica</i>	I	3.900		3.750		72.000		108.500		
Old World climbing fern	<i>Lygodium microphyllum</i>	I	0.700								
Eucalyptus	<i>Eucalyptus sp.</i>	n/a					9.000				
Melaleuca	<i>Melaleuca quinquenervia</i>	I							0.250		
Tomoka			Acres Treated	Acres Treated	Acres Treated	Acres Treated	Acres Treated	Acres Treated	Acres Treated	YTD	
Acres Planned for FY = 55.000		EPPC	2.916	93.475	98.815	7.271				FPS Total	202.48
Common name	Scientific name	Cat.	acres	stems	acres	stems	acres	stems	acres	stems	
Brazilian pepper	<i>Schinus terebinthifolius</i>	I	1.735		85.680		37.675		0.080		
Wedelia	<i>Sphagneticola trilobata</i>	II	1.010								
Sword fern	<i>Nephrolepis cordifolia</i>	I	0.136		0.160				0.510		
Coral ardisia	<i>Ardisia crenata</i>	I	0.000								
Chinese tallow tree	<i>Sapium sebiferum</i>	I	0.002		6.510				3.510		
Camphor-tree	<i>Cinnamomum camphora</i>	I	0.025		0.001						
Torpedo grass	<i>Panicum repens</i>	I	0.007		0.082						
Lead tree	<i>Leucaena leucocephala</i>	II	0.001								
Smooth rattlebox	<i>Crotalaria pallida</i>	n/a			1.000						
Cogon grass	<i>Imperata cylindrica</i>	I			0.032						
Smooth rattlebox	<i>Crotalaria pallida</i>	n/a			0.010						
Lantana	<i>Lantana camara</i>	I					61.140		3.000		
Mexican petunia	<i>Ruellia brittoniana</i>	I							0.090		
Sprenger's asparagus-fern	<i>Asparagus aethiopicus</i>	I							0.081		
Washington Oaks			Acres Treated	Acres Treated	Acres Treated	Acres Treated	Acres Treated	Acres Treated	Acres Treated	YTD	
Acres Planned for FY = 10.000		EPPC	4.128	4.870	2.780	1.010				FPS Total	12.79
Common name	Scientific name	Cat.	acres	stems	acres	stems	acres	stems	acres	stems	
Sword fern	<i>Nephrolepis cordifolia</i>	I	3.500		3.025		1.530		0.250		
Lantana	<i>Lantana camara</i>	I	0.020								
Air-potato	<i>Dioscorea bulbifera</i>	I	0.030		0.050						
Giant reed	<i>Arundo donax</i>	n/a	0.050		0.670				0.760		
Coral vine	<i>Antigonon leptopus</i>	II	0.020								
Four-o'clock	<i>Mirabilis jalapa</i>	n/a	0.030								
Bamboo	<i>Bambusa sp.</i>	n/a	0.010								
Century plant	<i>Agave sp.</i>	n/a	0.001								
Leatherleaf fern	<i>Rumohra adiantiformis</i>	n/a	0.042								
Flamegold tree	<i>Koelreuteria elegans</i>	II	0.083		0.225						
Glossy privet	<i>Ligustrum lucidum</i>	I	0.042								
Wild taro	<i>Colocasia esculenta</i>	I	0.150								
White gingerlily	<i>Hedychium coronarium</i>	n/a	0.150								
Sprenger's asparagus-fern	<i>Asparagus aethiopicus</i>	I			0.650		0.950				

Florida Park Service
Exotic Plant Removal
 Fiscal Year 2010-2011

DISTRICT FOUR

District highlights: A major accomplishment was achieved as the last large stands of Australian pine at Cayo Costa/North Captiva were removed. While a few parks still have ongoing projects, almost all of the Australian pine has now been treated or removed from District Four. Dedicated OPS positions based at Highlands Hammock and Fakahatchee Strand assisted with treatments at those parks as well as neighboring Lake June, Paynes Creek, Collier Seminole, and Estero Bay. Projects funded through local working groups at Fakahatchee, Collier-Seminole, Charlotte Harbor, Mound Key, Cayo Costa, Paynes Creek, Highlands Hammock, Myakka, Alafia, Caladesi, and Honeymoon Island resulted in 1,286 acres treated.

				--All acres treated regardless of funding or labor source--									
				Jul-Sep		Oct-Dec		Jan-Mar		Apr-Jun			
				Acres Treated		Acres Treated		Acres Treated		Acres Treated		YTD	
Alafia River				Acres Treated		Acres Treated		Acres Treated		Acres Treated		YTD	
Acres Planned for FY = 67.000 EPPC				31.750		8.570		2.900		80.020		FPS Total	
Common name	Scientific name	Cat.		acres	stems	acres	stems	acres	stems	acres	stems	123.24	
Air-potato	<i>Dioscorea bulbifera</i>												
Japanese climbing fern	<i>Lygodium japonicum</i>												
Cogon grass	<i>Imperata cylindrica</i>												
Skunk vine	<i>Paederia foetida</i>												
Smooth rattlebox	<i>Crotalaria pallida</i>	n/a											
Showy rattlebox	<i>Crotalaria spectabilis</i>	n/a											
Spotted duckweed	<i>Landoltia punctata</i>	II											
Water-lettuce	<i>Pistia stratiotes</i>												
Sesbania spp.	<i>Sesbania spp.</i>	n/a											
Water-lettuce	<i>Pistia stratiotes</i>												
Water-hyacinth	<i>Eichhornia crassipes</i>												
Lantana	<i>Lantana camara</i>												
Tropical soda apple	<i>Solanum viarum</i>												
Spotted duckweed	<i>Landoltia punctata</i>	II											
Anclote Key				Acres Treated		Acres Treated		Acres Treated		Acres Treated		YTD	
Acres Planned for FY = 6.500 EPPC				0.210		3.090		0.050		0.030		FPS Total	
Common name	Scientific name	Cat.		acres	stems	acres	stems	acres	stems	acres	stems	3.38	
Australian-pine	<i>Casuarina equisetifolia</i>												
Brazilian pepper	<i>Schinus terebinthifolius</i>												
Rosary pea	<i>Abrus precatorius</i>												
Carrotwood	<i>Cupaniopsis anacardioides</i>												
Beker/South Fork				Acres Treated		Acres Treated		Acres Treated		Acres Treated		YTD	
Acres Planned for FY = 0.000 EPPC				0.000		0.000		0.000		0.000		FPS Total	
												0.00	
Beker/Wingate Creek				Acres Treated		Acres Treated		Acres Treated		Acres Treated		YTD	
Acres Planned for FY = 2.000 EPPC				0.000		0.000		0.000		0.000		FPS Total	
												0.00	

Florida Park Service
Exotic Plant Removal
 Fiscal Year 2010-2011

Caladesi Island				Acres Treated		Acres Treated		Acres Treated		Acres Treated		YTD
Acres Planned for FY = 34.330			EPPC	0.927		1.310		0.212		20.890		FPS Total
Common name	Scientific name	Cat.	acres	stems	acres	stems	acres	stems	acres	stems		
Cogon grass	<i>Imperata cylindrica</i>	I										
Rosary pea	<i>Abrus precatorius</i>	I										
Coral vine	<i>Antigonon leptopus</i>	II										
Brazilian pepper	<i>Schinus terebinthifolius</i>	I										
Lantana	<i>Lantana camara</i>	I										
Carrotwood	<i>Cupaniopsis anacardioides</i>	I										
Cayo Costa				Acres Treated		Acres Treated		Acres Treated		Acres Treated		YTD
Acres Planned for FY = 50.000			EPPC	0.510		28.240		4.960		234.220		FPS Total
Common name	Scientific name	Cat.	acres	stems	acres	stems	acres	stems	acres	stems		
Brazilian pepper	<i>Schinus terebinthifolius</i>	I										
Life plant	<i>Kalanchoe pinnata</i>	II										
Australian-pine	<i>Casuarina equisetifolia</i>	I										
Smooth rattlebox	<i>Crotalaria pallida</i>	n/a										
Beach naupaka	<i>Scaevola taccada</i>	I										
Charlotte Harbor				Acres Treated		Acres Treated		Acres Treated		Acres Treated		YTD
Acres Planned for FY = 165.500			EPPC	6.670		38.750		119.000		425.750		FPS Total
Common name	Scientific name	Cat.	acres	stems	acres	stems	acres	stems	acres	stems		
Air-potato	<i>Dioscorea bulbifera</i>	I										
Old World climbing fern	<i>Lygodium microphyllum</i>	I										
Cogon grass	<i>Imperata cylindrica</i>	I										
Rosary pea	<i>Abrus precatorius</i>	I										
Torpedo grass	<i>Panicum repens</i>	I										
Natal grass	<i>Melinis repens</i>	I										
Australian-pine	<i>Casuarina equisetifolia</i>	I										
Brazilian pepper	<i>Schinus terebinthifolius</i>	I										
Caesar's weed	<i>Urena lobata</i>	II										
Chinaberry	<i>Melia azedarach</i>	II										
Lead tree	<i>Leucaena leucocephala</i>	II										
Melaleuca	<i>Melaleuca quinquenervia</i>	I										
Wedelia	<i>Sphagneticola trilobata</i>	II										
Carrotwood	<i>Cupaniopsis anacardioides</i>	I										
Eucalyptus	<i>Eucalyptus sp.</i>	n/a										
Madagascar periwinkle	<i>Catharanthus roseus</i>	n/a										
Woman's tongue	<i>Albizia lebbek</i>	I										
Mahoe	<i>Talipariti tiliaceum</i>	II										
Guinea grass	<i>Panicum maximum</i>	II										
Downy rose-myrtle	<i>Rhodomyrtus tomentosa</i>	I										
Earleaf acacia	<i>Acacia auriculiformis</i>	I										

Florida Park Service
Exotic Plant Removal
 Fiscal Year 2010-2011

Cockroach Bay				Acres Treated		Acres Treated		Acres Treated		Acres Treated		YTD
Acres Planned for FY = 0.000				0.000		0.000		0.000		0.000		FPS Total
												0.00
Collier-Seminole				Acres Treated		Acres Treated		Acres Treated		Acres Treated		YTD
Acres Planned for FY = 77.700 EPPC				0.290		5.300		11.700		24.400		FPS Total
												41.69
Common name	Scientific name	Cat.		acres	stems	acres	stems	acres	stems	acres	stems	
Air-potato	<i>Dioscorea bulbifera</i>	I										
Wedelia	<i>Sphagneticola trilobata</i>	II										
Caesar's weed	<i>Urena lobata</i>	II										
Life plant	<i>Kalanchoe pinnata</i>	II										
Arrowhead vine	<i>Syngonium podophyllum</i>	I										
Ground orchid	<i>Oeceoclades maculata</i>	n/a										
Peruvian primrosewillow	<i>Ludwigia peruviana</i>	I										
Old World climbing fern	<i>Lygodium microphyllum</i>	I										
Cogon grass	<i>Imperata cylindrica</i>	I										
Para grass	<i>Urochloa mutica</i>	I										
Brazilian pepper	<i>Schinus terebinthifolius</i>	I										
Melaleuca	<i>Melaleuca quinquenervia</i>	I										
Castor bean	<i>Ricinus communis</i>	II										
Java plum	<i>Syzygium cumini</i>	I										
Giant reed	<i>Arundo donax</i>	n/a										
Downy rose-myrtle	<i>Rhodomyrtus tomentosa</i>	I										
Lead tree	<i>Leucaena leucocephala</i>	II										
Strawberry guava	<i>Psidium cattleianum</i>	I										
Burma reed	<i>Neyraudia reynaudiana</i>	I										
Common bamboo	<i>Bambusa vulgaris</i>	n/a										
Pothos	<i>Epipremnum pinnatum</i>	II										
Screw pine	<i>Pandanus utilis</i>	n/a										
Philodendron	<i>Philodendron sp.</i>	n/a										
West Indian marsh grass	<i>Hymenachne amplexicaulis</i>	I										
Senegal date palm	<i>Phoenix reclinata</i>	II										
Fishtail swordfern	<i>Nephrolepis falcata</i>	n/a										
Coconut palm	<i>Cocos nucifera</i>	n/a										
Mexican petunia	<i>Ruellia brittoniana</i>	I										
Dade Battlefield				Acres Treated		Acres Treated		Acres Treated		Acres Treated		YTD
Acres Planned for FY = 2.900 EPPC				0.900		3.000		0.000		0.380		FPS Total
												4.28
Common name	Scientific name	Cat.		acres	stems	acres	stems	acres	stems	acres	stems	
Cogon grass	<i>Imperata cylindrica</i>	I										
Skunk vine	<i>Paederia foetida</i>	I										
Caesar's weed	<i>Urena lobata</i>	II										
Showy rattlebox	<i>Crotalaria spectabilis</i>	n/a										

Florida Park Service
Exotic Plant Removal
 Fiscal Year 2010-2011

Air-potato	<i>Dioscorea bulbifera</i>	I									
Common bamboo	<i>Bambusa vulgaris</i>	n/a									
Rosary pea	<i>Abrus precatorius</i>	I									
Citrus	<i>Citrus sp.</i>	n/a									
Delnor-Wiggins Pass			Acres Treated		Acres Treated		Acres Treated		Acres Treated		YTD
Acres Planned for FY = 3.500			EPPC 0.020		0.640		0.720		2.140		FPS Total
Common name	Scientific name	Cat.	acres	stems	acres	stems	acres	stems	acres	stems	3.52
Balsampear	<i>Momordica charantia</i>	n/a									
Brazilian pepper	<i>Schinus terebinthifolius</i>	I									
Carrotwood	<i>Cupaniopsis anacardioides</i>	I									
Life plant	<i>Kalanchoe pinnata</i>	II									
Madagascar periwinkle	<i>Catharanthus roseus</i>	n/a									
Beach naupaka	<i>Scaevola taccada</i>	I									
Air-potato	<i>Dioscorea bulbifera</i>	I									
Common bamboo	<i>Bambusa vulgaris</i>	n/a									
Sprenger's asparagus-fern	<i>Asparagus aethiopicus</i>	I									
Durban crowfootgrass	<i>Dactyloctenium aegyptium</i>	II									
Australian-pine	<i>Casuarina equisetifolia</i>	I									
Laurel fig	<i>Ficus microcarpa</i>	I									
Showy rattlebox	<i>Crotalaria spectabilis</i>	n/a									
Elephant ear	<i>Xanthosoma sagittifolium</i>	II									
Lather leaf	<i>Colubrina asiatica</i>	I									
Wedelia	<i>Sphagneticola trilobata</i>	II									
Earleaf acacia	<i>Acacia auriculiformis</i>	I									
Bougainvillea	<i>Bougainvillea sp.</i>	n/a									
Don Pedro			Acres Treated		Acres Treated		Acres Treated		Acres Treated		YTD
Acres Planned for FY = 16.000			EPPC 1.000		11.250		25.290		34.050		FPS Total
Common name	Scientific name	Cat.	acres	stems	acres	stems	acres	stems	acres	stems	71.59
Brazilian pepper	<i>Schinus terebinthifolius</i>	I									
Australian-pine	<i>Casuarina equisetifolia</i>	I									
Lantana	<i>Lantana camara</i>	I									
Java plum	<i>Syzygium cumini</i>	I									
Cogon grass	<i>Imperata cylindrica</i>	I									
Beach naupaka	<i>Scaevola taccada</i>	I									
Rosary pea	<i>Abrus precatorius</i>	I									
Egmont Key			Acres Treated		Acres Treated		Acres Treated		Acres Treated		YTD
Acres Planned for FY = 7.000			EPPC 1.920		3.610		3.600		2.710		FPS Total
Common name	Scientific name	Cat.	acres	stems	acres	stems	acres	stems	acres	stems	11.84
Australian-pine	<i>Casuarina equisetifolia</i>	I									
Brazilian pepper	<i>Schinus terebinthifolius</i>	I									
Sisal hemp	<i>Agave sisalana</i>	II									

Florida Park Service
Exotic Plant Removal
 Fiscal Year 2010-2011

Estero Bay			Acres Treated		Acres Treated		Acres Treated		Acres Treated		YTD
Acres Planned for FY = 6.000			27.900		4.000		0.000		0.000		FPS Total
Common name	Scientific name	Cat.	acres	stems	acres	stems	acres	stems	acres	stems	31.90
Guinea grass	<i>Panicum maximum</i>	II									
Bowstring hemp	<i>Sansevieria hyacinthoides</i>	II									
Brazilian pepper	<i>Schinus terebinthifolius</i>	I									
Melaleuca	<i>Melaleuca quinquenervia</i>	I									
Senegal date palm	<i>Phoenix reclinata</i>	II									
Cogon grass	<i>Imperata cylindrica</i>	I									
Australian-pine	<i>Casuarina equisetifolia</i>	I									
Fakahatchee			Acres Treated		Acres Treated		Acres Treated		Acres Treated		YTD
Acres Planned for FY = 54.500			20.588		21.609		26.282		47.830		FPS Total
Common name	Scientific name	Cat.	acres	stems	acres	stems	acres	stems	acres	stems	116.31
Air-potato	<i>Dioscorea bulbifera</i>	I									
Cogon grass	<i>Imperata cylindrica</i>	I									
Rosary pea	<i>Abrus precatorius</i>	I									
Torpedo grass	<i>Panicum repens</i>	I									
Australian-pine	<i>Casuarina equisetifolia</i>	I									
Bowstring hemp	<i>Sansevieria hyacinthoides</i>	II									
Brazilian pepper	<i>Schinus terebinthifolius</i>	I									
Earleaf acacia	<i>Acacia auriculiformis</i>	I									
Lead tree	<i>Leucaena leucocephala</i>	II									
Melaleuca	<i>Melaleuca quinquenervia</i>	I									
Schefflera	<i>Schefflera actinophylla</i>	I									
Tropical soda apple	<i>Solanum viarum</i>	I									
Ground orchid	<i>Oeceoclades maculata</i>	n/a									
Bottlebrush	<i>Callistemon viminalis</i>	II									
Catclaw Mimosa	<i>Mimosa pigra</i>	I									
Climbing cassia	<i>Senna pendula</i>	I									
Balsampear	<i>Momordica charantia</i>	n/a									
Arrowhead vine	<i>Syngonium podophyllum</i>	I									
Java plum	<i>Syzygium cumini</i>	I									
Burma reed	<i>Neyraudia reynaudiana</i>	I									
Napier grass	<i>Pennisetum purpureum</i>	I									
Caesar's weed	<i>Urena lobata</i>	II									
Mexican petunia	<i>Ruellia brittoniana</i>	I									
Old World climbing fern	<i>Lygodium microphyllum</i>	I									
Gasparilla Island			Acres Treated		Acres Treated		Acres Treated		Acres Treated		YTD
Acres Planned for FY = 20.000			8.000		12.110		1.750		15.550		FPS Total
Common name	Scientific name	Cat.	acres	stems	acres	stems	acres	stems	acres	stems	37.41
Brazilian pepper	<i>Schinus terebinthifolius</i>	I									
Guinea grass	<i>Panicum maximum</i>	II									
Lead tree	<i>Leucaena leucocephala</i>	II									

Florida Park Service
Exotic Plant Removal
 Fiscal Year 2010-2011

Yellow necklacepod	<i>Sophora tomentosa v. occid</i>	n/a									
Australian-pine	<i>Casuarina equisetifolia</i>	I									
Carrotwood	<i>Cupaniopsis anacardioides</i>	I									
Madagascar periwinkle	<i>Catharanthus roseus</i>	n/a									
Schefflera	<i>Schefflera actinophylla</i>	I									
Washington fan palm	<i>Washingtonia robusta</i>	II									
Bowstring hemp	<i>Sansevieria hyacinthoides</i>	II									
Highlands Hammock			Acres Treated		Acres Treated		Acres Treated		Acres Treated		YTD
Acres Planned for FY = 389.000			45.730		119.600		55.050		328.425		FPS Total
Common name	Scientific name	Cat.	acres	stems	acres	stems	acres	stems	acres	stems	548.81
Air-potato	<i>Dioscorea bulbifera</i>	I									
Cogon grass	<i>Imperata cylindrica</i>	I									
Cerulean flaxlily	<i>Dianella caerulea</i>	n/a									
Old World climbing fern	<i>Lygodium microphyllum</i>	I									
Castor bean	<i>Ricinus communis</i>	II									
Brazilian pepper	<i>Schinus terebinthifolius</i>	I									
Natal grass	<i>Melinis repens</i>	I									
Centipede grass	<i>Eremochloa ophiuroides</i>	n/a									
Bamboo	<i>Bambusa sp.</i>	n/a									
Coral ardisia	<i>Ardisia crenata</i>	I									
Smooth rattlebox	<i>Crotalaria pallida</i>	n/a									
Rosary pea	<i>Abrus precatorius</i>	I									
Tropical soda apple	<i>Solanum viarum</i>	I									
Hillsborough River			Acres Treated		Acres Treated		Acres Treated		Acres Treated		YTD
Acres Planned for FY = 50.000			24.410		12.400		3.820		4.680		FPS Total
Common name	Scientific name	Cat.	acres	stems	acres	stems	acres	stems	acres	stems	45.31
Air-potato	<i>Dioscorea bulbifera</i>	I									
Japanese climbing fern	<i>Lygodium japonicum</i>	I									
Skunk vine	<i>Paederia foetida</i>	I									
Cogon grass	<i>Imperata cylindrica</i>	I									
Water-hyacinth	<i>Eichhornia crassipes</i>	I									
Caesar's weed	<i>Urena lobata</i>	II									
Chinese tallow tree	<i>Sapium sebiferum</i>	I									
Showy rattlebox	<i>Crotalaria spectabilis</i>	n/a									
Elephant ear	<i>Xanthosoma sagittifolium</i>	II									
Wild taro	<i>Colocasia esculenta</i>	I									
Sicklepod	<i>Senna obtusifolia</i>	n/a									
Arrowhead vine	<i>Syngonium podophyllum</i>	I									
Coral ardisia	<i>Ardisia crenata</i>	I									
Camphor-tree	<i>Cinnamomum camphora</i>	I									
Honeymoon Island			Acres Treated		Acres Treated		Acres Treated		Acres Treated		YTD
Acres Planned for FY = 21.090			0.740		4.760		4.090		17.560		FPS Total
Common name	Scientific name	Cat.	acres	stems	acres	stems	acres	stems	acres	stems	27.15
Balsampear	<i>Momordica charantia</i>	n/a									

Florida Park Service
Exotic Plant Removal
 Fiscal Year 2010-2011

Cogon grass	<i>Imperata cylindrica</i>	I									
Nayou vine	<i>Merremia dissecta</i>	n/a									
Brazilian pepper	<i>Schinus terebinthifolius</i>	I									
Australian-pine	<i>Casuarina equisetifolia</i>	I									
Wedelia	<i>Sphagneticola trilobata</i>	II									
Natal grass	<i>Melinis repens</i>	I									
Lantana	<i>Lantana camara</i>	I									
Showy rattlebox	<i>Crotalaria spectabilis</i>	n/a									
Lead tree	<i>Leucaena leucocephala</i>	II									
Washington fan palm	<i>Washingtonia robusta</i>	II									
Rosary pea	<i>Abrus precatorius</i>	I									
Carrotwood	<i>Cupaniopsis anacardioides</i>	I									
Guava	<i>Psidium quaiava</i>	I									
J.P. Benjamin-Gamble Plantation			Acres Treated		Acres Treated		Acres Treated		Acres Treated		YTD
Acres Planned for FY = 10.000			0.060		0.011		0.090		5.090		FPS Total
Common name	Scientific name	Cat.	acres	stems	acres	stems	acres	stems	acres	stems	5.25
Brazilian pepper	<i>Schinus terebinthifolius</i>	I									
Air-potato	<i>Dioscorea bulbifera</i>	I									
Common bamboo	<i>Bambusa vulgaris</i>	n/a									
Skunk vine	<i>Paederia foetida</i>	I									
Chinaberry	<i>Melia azedarach</i>	II									
Citrus	<i>Citrus sp.</i>	n/a									
Earleaf acacia	<i>Acacia auriculiformis</i>	I									
Strawberry quava	<i>Psidium cattleianum</i>	I									
Koreshan			Acres Treated		Acres Treated		Acres Treated		Acres Treated		YTD
Acres Planned for FY = 5.000			5.600		3.650		4.100		0.010		FPS Total
Common name	Scientific name	Cat.	acres	stems	acres	stems	acres	stems	acres	stems	13.36
Air-potato	<i>Dioscorea bulbifera</i>	I									
Cogon grass	<i>Imperata cylindrica</i>	I									
Rosary pea	<i>Abrus precatorius</i>	I									
Guinea grass	<i>Panicum maximum</i>	II									
Caesar's weed	<i>Urena lobata</i>	II									
Smooth rattlebox	<i>Crotalaria pallida</i>	n/a									
Surinam cherry	<i>Eugenia uniflora</i>	I									
Balsampear	<i>Momordica charantia</i>	n/a									
Common bamboo	<i>Bambusa vulgaris</i>	n/a									
Guinea grass	<i>Panicum maximum</i>	II									
Brazilian pepper	<i>Schinus terebinthifolius</i>	I									
Earleaf acacia	<i>Acacia auriculiformis</i>	I									
Life plant	<i>Kalanchoe pinnata</i>	II									
Showy rattlebox	<i>Crotalaria spectabilis</i>	n/a									
Royal poinciana	<i>Delonix regia</i>	n/a									
Woman's tongue	<i>Albizia lebbek</i>	I									
Bowstring hemp	<i>Sansevieria hyacinthoides</i>	II									

Florida Park Service
Exotic Plant Removal
 Fiscal Year 2010-2011

Melaleuca	<i>Melaleuca quinquenervia</i>	I								
Australian-pine	<i>Casuarina equisetifolia</i>	I								
Lake June-In-Winter			Acres Treated	Acres Treated	Acres Treated	Acres Treated			YTD	
Acres Planned for FY =	0.250		0.000	0.000	0.000	0.000			FPS Total	0.00
Lake Manatee			Acres Treated	Acres Treated	Acres Treated	Acres Treated			YTD	
Acres Planned for FY =	5.000	EPPO	0.150	0.330	0.270	2.250			FPS Total	3.00
Common name	Scientific name	Cat.	acres	stems	acres	stems	acres	stems	acres	stems
Cogon grass	<i>Imperata cylindrica</i>	I								
Brazilian pepper	<i>Schinus terebinthifolius</i>	I								
Cerulean flaxlily	<i>Dianella caerulea</i>	n/a								
Downy rose-myrtle	<i>Rhodomyrtus tomentosa</i>	I								
Air-potato	<i>Dioscorea bulbifera</i>	I								
Japanese climbing fern	<i>Lygodium japonicum</i>	I								
Natal grass	<i>Melinis repens</i>	I								
Little Manatee River			Acres Treated	Acres Treated	Acres Treated	Acres Treated			YTD	
Acres Planned for FY =	14.000	EPPO	0.000	0.000	0.100	0.100			FPS Total	0.20
Common name	Scientific name	Cat.	acres	stems	acres	stems	acres	stems	acres	stems
Cogon grass	<i>Imperata cylindrica</i>	I								
Lovers Key			Acres Treated	Acres Treated	Acres Treated	Acres Treated			YTD	
Acres Planned for FY =	16.000	EPPO	12.000	12.000	12.000	16.000			FPS Total	52.00
Common name	Scientific name	Cat.	acres	stems	acres	stems	acres	stems	acres	stems
Air-potato	<i>Dioscorea bulbifera</i>	I								
Balsampear	<i>Momordica charantia</i>	n/a								
Cogon grass	<i>Imperata cylindrica</i>	I								
Wedelia	<i>Sphagneticola trilobata</i>	II								
Rosary pea	<i>Abrus precatorius</i>	I								
Guinea grass	<i>Panicum maximum</i>	II								
Vaseygrass	<i>Paspalum urvillei</i>	n/a								
Johnsongrass	<i>Sorghum halepense</i>	n/a								
Australian-pine	<i>Casuarina equisetifolia</i>	I								
Brazilian pepper	<i>Schinus terebinthifolius</i>	I								
Caesar's weed	<i>Urena lobata</i>	II								
Earleaf acacia	<i>Acacia auriculiformis</i>	I								
Lantana	<i>Lantana camara</i>	I								
Laurel fig	<i>Ficus microcarpa</i>	I								
Lead tree	<i>Leucaena leucocephala</i>	II								
Madagascar periwinkle	<i>Catharanthus roseus</i>	n/a								
Melaleuca	<i>Melaleuca quinquenervia</i>	I								
Mahoe	<i>Talipariti tiliaceum</i>	II								
Smooth rattlebox	<i>Crotalaria pallida</i>	n/a								
Schefflera	<i>Schefflera actinophylla</i>	I								
Australian-almond	<i>Terminalia muelleri</i>	II								
Ground orchid	<i>Oeceoclades maculata</i>	n/a								

Florida Park Service
Exotic Plant Removal
 Fiscal Year 2010-2011

Peruvian primrosewillow	<i>Ludwigia peruviana</i>	I							
Lather leaf	<i>Colubrina asiatica</i>	I							
Beach naupaka	<i>Scaevola taccada</i>	I							
Carrotwood	<i>Cupaniopsis anacardioides</i>	I							
Papaya	<i>Carica papaya</i>	n/a							
Septicweed	<i>Senna occidentalis</i>	n/a							
Bowstring hemp	<i>Sansevieria hyacinthoides</i>	II							
Madira Bickel Mound			Acres Treated	Acres Treated	Acres Treated	Acres Treated			YTD
Acres Planned for FY = 2.000	EPPC		0.000	0.070	0.060	0.090			FPS Total
Common name	Scientific name	Cat.	acres	stems	acres	stems	acres	stems	0.22
Brazilian pepper	<i>Schinus terebinthifolius</i>	I							
Mound Key			Acres Treated	Acres Treated	Acres Treated	Acres Treated			YTD
Acres Planned for FY = 3.000	EPPC		0.000	0.000	0.000	110.000			FPS Total
Common name	Scientific name	Cat.	acres	stems	acres	stems	acres	stems	110.00
Brazilian pepper	<i>Schinus terebinthifolius</i>	I							
Chinaberry	<i>Melia azedarach</i>	II							
Life plant	<i>Kalanchoe pinnata</i>	II							
Myakka River			Acres Treated	Acres Treated	Acres Treated	Acres Treated			YTD
Acres Planned for FY = 30.360	EPPC		22.510	16.530	0.730	11.160			FPS Total
Common name	Scientific name	Cat.	acres	stems	acres	stems	acres	stems	50.93
Air-potato	<i>Dioscorea bulbifera</i>	I							
Old World climbing fern	<i>Lygodium microphyllum</i>	I							
Cogon grass	<i>Imperata cylindrica</i>	I							
Rosary pea	<i>Abrus precatorius</i>	I							
Torpedo grass	<i>Panicum repens</i>	I							
West Indian marsh grass	<i>Hymenachne amplexicaulis</i>	I							
Arrowhead vine	<i>Syngonium podophyllum</i>	I							
Brazilian pepper	<i>Schinus terebinthifolius</i>	I							
Caesar's weed	<i>Urena lobata</i>	II							
Tropical soda apple	<i>Solanum viarum</i>	I							
Wedelia	<i>Sphagneticola trilobata</i>	II							
Chinese tallow tree	<i>Sapium sebiferum</i>	I							
Melaleuca	<i>Melaleuca quinquenervia</i>	I							
Queen palm	<i>Syagrus romanzoffianum</i>	II							
Para grass	<i>Urochloa mutica</i>	I							
Carrotwood	<i>Cupaniopsis anacardioides</i>	I							
Oscar Scherer			Acres Treated	Acres Treated	Acres Treated	Acres Treated			YTD
Acres Planned for FY = 19.000	EPPC		4.060	6.900	1.510	3.460			FPS Total
Common name	Scientific name	Cat.	acres	stems	acres	stems	acres	stems	15.93
Air-potato	<i>Dioscorea bulbifera</i>	I							
Balsampear	<i>Momordica charantia</i>	n/a							
Cogon grass	<i>Imperata cylindrica</i>	I							
Rosary pea	<i>Abrus precatorius</i>	I							
Guinea grass	<i>Panicum maximum</i>	II							

Florida Park Service
Exotic Plant Removal
 Fiscal Year 2010-2011

Natal grass	<i>Melinis repens</i>	I								
Bahiagrass	<i>Paspalum notatum</i>	n/a								
Brazilian pepper	<i>Schinus terebinthifolius</i>	I								
Caesar's weed	<i>Urena lobata</i>	II								
Carrotwood	<i>Cupaniopsis anacardioides</i>	I								
Chinaberry	<i>Melia azedarach</i>	II								
Citrus	<i>Citrus sp.</i>	n/a								
Coral ardisia	<i>Ardisia crenata</i>	I								
Lantana	<i>Lantana camara</i>	I								
Life plant	<i>Kalanchoe pinnata</i>	II								
Smooth rattlebox	<i>Crotalaria pallida</i>	n/a								
Senegal date palm	<i>Phoenix reclinata</i>	II								
Ground orchid	<i>Oeceoclades maculata</i>	n/a								
Burrbark	<i>Triumfetta sp.</i>	n/a								
Showy rattlebox	<i>Crotalaria spectabilis</i>	n/a								
Tropical soda apple	<i>Solanum viarum</i>	I								
Castor bean	<i>Ricinus communis</i>	II								
Melaleuca	<i>Melaleuca quinquenervia</i>	I								
Paynes Creek			Acres Treated	Acres Treated	Acres Treated	Acres Treated				YTD
Acres Planned for FY = 67.000	EPPC		1.520	27.500	5.000	60.250				FPS Total
Common name	Scientific name	Cat.	acres	stems	acres	stems	acres	stems	acres	stems
Air-potato	<i>Dioscorea bulbifera</i>	I								
Balsampear	<i>Momordica charantia</i>	n/a								
Cogon grass	<i>Imperata cylindrica</i>	I								
Caesar's weed	<i>Urena lobata</i>	II								
Guinea grass	<i>Panicum maximum</i>	II								
Japanese climbing fern	<i>Lygodium japonicum</i>	I								
Rosary pea	<i>Abrus precatorius</i>	I								
Natal grass	<i>Melinis repens</i>	I								
Wild taro	<i>Colocasia esculenta</i>	I								
Old World climbing fern	<i>Lygodium microphyllum</i>	I								
Bamboo	<i>Bambusa sp.</i>	n/a								
Water-hyacinth	<i>Eichhornia crassipes</i>	I								
Citrus	<i>Citrus sp.</i>	n/a								
Lantana	<i>Lantana camara</i>	I								
Tropical soda apple	<i>Solanum viarum</i>	I								
Latex plant	<i>Morrenia odorata</i>	n/a								
Stump Pass Beach			Acres Treated	Acres Treated	Acres Treated	Acres Treated				YTD
Acres Planned for FY = 10.000	EPPC		0.030	0.890	0.320	7.040				FPS Total
Common name	Scientific name	Cat.	acres	stems	acres	stems	acres	stems	acres	stems
Australian-pine	<i>Casuarina equisetifolia</i>	I								
Brazilian pepper	<i>Schinus terebinthifolius</i>	I								
Carrotwood	<i>Cupaniopsis anacardioides</i>	I								
Papaya	<i>Carica papaya</i>	n/a								

Florida Park Service
Exotic Plant Removal
 Fiscal Year 2010-2011

Bowstring hemp <i>Sansevieria hyacinthoides</i> II			Acres Treated		Acres Treated		Acres Treated		Acres Treated		YTD FPS Total 450.09
Terra Ceia Acres Planned for FY = 200.000 EPPC			35.000	135.550	78.240	201.300					
Common name	Scientific name	Cat.	acres	stems	acres	stems	acres	stems	acres	stems	
Air-potato	<i>Dioscorea bulbifera</i>	I									
Balsampear	<i>Momordica charantia</i>	n/a									
Japanese climbing fern	<i>Lygodium japonicum</i>	I									
Old World climbing fern	<i>Lygodium microphyllum</i>	I									
Cogon grass	<i>Imperata cylindrica</i>	I									
Wedelia	<i>Sphagneticola trilobata</i>	II									
Bamboo	<i>Bambusa sp.</i>	n/a									
Rosary pea	<i>Abrus precatorius</i>	I									
Skunk vine	<i>Paederia foetida</i>	I									
Night-blooming cactus	<i>Hylocereus undatus</i>	n/a									
Torpedo grass	<i>Panicum repens</i>	I									
Sprenger's asparagus-fern	<i>Asparagus aethiopicus</i>	I									
Guinea grass	<i>Panicum maximum</i>	II									
Brazilian pepper	<i>Schinus terebinthifolius</i>	I									
Caesar's weed	<i>Urena lobata</i>	II									
Carrotwood	<i>Cupaniopsis anacardioides</i>	I									
Chinaberry	<i>Melia azedarach</i>	II									
Citrus	<i>Citrus sp.</i>	n/a									
Lantana	<i>Lantana camara</i>	I									
Lead tree	<i>Leucaena leucocephala</i>	II									
Melaleuca	<i>Melaleuca quinquenervia</i>	I									
Showy rattlebox	<i>Crotalaria spectabilis</i>	n/a									
Senegal date palm	<i>Phoenix reclinata</i>	II									
Wild taro	<i>Colocasia esculenta</i>	I									
Australian-pine	<i>Casuarina equisetifolia</i>	I									
Laurel fig	<i>Ficus microcarpa</i>	I									
Chinese tallow tree	<i>Sapium sebiferum</i>	I									
Castor bean	<i>Ricinus communis</i>	II									
Weeki-Wachee Acres Planned for FY = 10.000 EPPC			Acres Treated		Acres Treated		Acres Treated		Acres Treated		YTD FPS Total 10.25
Common name	Scientific name	Cat.	1.250	4.000	2.000	3.000					
Common name	Scientific name	Cat.	acres	stems	acres	stems	acres	stems	acres	stems	
Air-potato	<i>Dioscorea bulbifera</i>	I									
Giant reed	<i>Arundo donax</i>	n/a									
Coral ardisia	<i>Ardisia crenata</i>	I									
Wild taro	<i>Colocasia esculenta</i>	I									
Camphor-tree	<i>Cinnamomum camphora</i>	I									
Nun's-hood orchid	<i>Phaius tancarvilleae</i>	n/a									
Cogon grass	<i>Imperata cylindrica</i>	I									

Florida Park Service
Exotic Plant Removal
 Fiscal Year 2010-2011

DISTRICT FIVE

District highlights: Coastal America Partnership Award was presented to FPS as a member of Treasure Coast CISMA. Jonathan Dickinson treated 718 acres with funds from the Loxahatchee River Preservation Initiative. Resource management 'field days' were organized at John Pennekamp, Curry Hammock, Lignumvitae Key specifically to treat exotics. Staff were active in Treasure Coast CISMA workdays, including Chinese tallow early-detection-rapid-response in St. Lucie County. OPS and FCO funds were used for projects at Oleta River, Hugh Taylor Birch, Savannas, Seabranh, and John U. Lloyd. St. Lucie Inlet State Park benefitted from mitigation funds from a Martin County/Army Corps of Engineers project. Local working groups funded projects resulting in more than 8,400 acres treated.

				--All acres treated regardless of funding or labor source--									
				Jul-Sep		Oct-Dec		Jan-Mar		Apr-Jun		YTD	
				Acres Treated		Acres Treated		Acres Treated		Acres Treated		FPS Total	
				81.000		39.750		50.750		1,090.750		1,262.25	
Common name	Scientific name	Cat.	EPPC	acres	stems	acres	stems	acres	stems	acres	stems		
Atlantic Ridge													
Acres Planned for FY = 90.000													
Melaleuca	<i>Melaleuca quinquenervia</i>	I											
Earleaf acacia	<i>Acacia auriculiformis</i>	I											
Caesar's weed	<i>Urena lobata</i>	II											
Old world climbing fern	<i>Lygodium microphyllum</i>	I											
Brazilian pepper	<i>Schinus terebinthifolius</i>	I											
Air-potato	<i>Dioscorea bulbifera</i>	I											
Downy rose-myrtle	<i>Rhodomyrtus tomentosa</i>	I											
Rosary pea	<i>Abrus precatorius</i>	I											
Balsampear	<i>Momordica charantia</i>	n/a											
Shoebuttan ardisia	<i>Ardisia elliptica</i>	I											
Showy rattlebox	<i>Crotalaria spectabilis</i>	n/a											
Cogon grass	<i>Imperata cylindrica</i>	I											
Caesar's weed	<i>Urena lobata</i>	II											
Avalon													
Acres Planned for FY = 45.000													
Brazilian pepper	<i>Schinus terebinthifolius</i>	I											
Australian-pine	<i>Casuarina equisetifolia</i>	I											
Bowstring hemp	<i>Sansevieria hyacinthoides</i>	II											
Lantana	<i>Lantana camara</i>	I											
Carrotwood	<i>Cupaniopsis anacardioides</i>	I											
Kalanchoe	<i>Kalanchoe sp.</i>	n/a											
Bahia Honda													
Acres Planned for FY = 0.500													
Yellow alder	<i>Turnera ulmifolia</i>	n/a											
Beach naupaka	<i>Scaevola taccada</i>	I											

Florida Park Service
Exotic Plant Removal
 Fiscal Year 2010-2011

Brazilian pepper	<i>Schinus terebinthifolius</i>	I									
Puncturevine	<i>Tribulus spp.</i>	n/a									
Lather leaf	<i>Colubrina asiatica</i>	I									
Seaside mahoe	<i>Thespesia populnea</i>	I									
Bill Baggs Cape Florida			Acres Treated	Acres Treated	Acres Treated	Acres Treated				YTD	
Acres Planned for FY = 50.000			10.291	21.700	12.960	6.400				FPS Total	
Common name	Scientific name	Cat.	acres	stems	acres	stems	acres	stems	acres	stems	51.35
Day jessamine	<i>Cestrum diurnum</i>	II									
Brazilian pepper	<i>Schinus terebinthifolius</i>	I									
Castor bean	<i>Ricinus communis</i>	II									
Surinam cherry	<i>Eugenia uniflora</i>	I									
Coconut palm	<i>Cocos nucifera</i>	n/a									
Beach naupaka	<i>Scaevola taccada</i>	I									
Largeleaf geigertree	<i>Cordia sebestena</i>	n/a									
Air-potato	<i>Dioscorea bulbifera</i>	I									
Wedelia	<i>Sphagneticola trilobata</i>	II									
Kalanchoe	<i>Kalanchoe sp.</i>	n/a									
Burma reed	<i>Neyraudia reynaudiana</i>	I									
Caribbean trumpettree	<i>Tabebuia aurea</i>	n/a									
Oyster plant	<i>Tradescantia spathacea</i>	II									
Curry Hammock			Acres Treated	Acres Treated	Acres Treated	Acres Treated					YTD
Acres Planned for FY = 6.000			0.013	0.029	2.336	1.172					FPS Total
Common name	Scientific name	Cat.	acres	stems	acres	stems	acres	stems	acres	stems	3.55
Puncturevine	<i>Tribulus spp.</i>	n/a									
Beach naupaka	<i>Scaevola taccada</i>	I									
Australian-pine	<i>Casuarina equisetifolia</i>	I									
Brazilian pepper	<i>Schinus terebinthifolius</i>	I									
Lead tree	<i>Leucaena leucocephala</i>	II									
Bowstring hemp	<i>Sansevieria hyacinthoides</i>	II									
Guinea grass	<i>Panicum maximum</i>	II									
Oyster plant	<i>Tradescantia spathacea</i>	II									
Seaside mahoe	<i>Thespesia populnea</i>	I									
Sicklepod	<i>Senna obtusifolia</i>	n/a									
Kalanchoe	<i>Kalanchoe sp.</i>	n/a									
Trailing indigo	<i>Indigofera spicata</i>	n/a									
Dagny Johnson Key Largo Ham			Acres Treated	Acres Treated	Acres Treated	Acres Treated					YTD
Acres Planned for FY = 508.000			13.000	6.211	7.882	488.500					FPS Total
Common name	Scientific name	Cat.	acres	stems	acres	stems	acres	stems	acres	stems	515.59
Brazilian pepper	<i>Schinus terebinthifolius</i>	I									
Lead tree	<i>Leucaena leucocephala</i>	II									
Guinea grass	<i>Panicum maximum</i>	II									

Florida Park Service
Exotic Plant Removal
 Fiscal Year 2010-2011

Dixie ticktrefoil	<i>Desmodium tortuosum</i>	n/a									
Tamarind	<i>Tamarindus indica</i>	n/a									
Woman's tongue	<i>Albizia lebbek</i>	I									
Lantana	<i>Lantana camara</i>	I									
Australian-pine	<i>Casuarina equisetifolia</i>	I									
Hairy indigo	<i>Indigofera hirsuta</i>	n/a									
Washington fan palm	<i>Washingtonia robusta</i>	II									
Sapodilla	<i>Manilkara zapota</i>	I									
Burma reed	<i>Neyraudia reynaudiana</i>	I									
Tropical-almond	<i>Terminalia catappa</i>	II									
Gold coast jasmine	<i>Jasminum dichotomum</i>	I									
Rubber vine	<i>Cryptostegia madagascariel</i>	II									
anil de pasto	<i>Indigofera suffruticosa</i>	n/a									
Wild bushbean	<i>Macroptilium lathyroides</i>	n/a									
Ft. Pierce Inlet			Acres Treated		Acres Treated		Acres Treated		Acres Treated		YTD
Acres Planned for FY = 17.000		EPPC	4.390		13.500		31.000		6.500		FPS Total
Common name	Scientific name	Cat.	acres	stems	acres	stems	acres	stems	acres	stems	55.39
Brazilian pepper	<i>Schinus terebinthifolius</i>	I									
Century plant	<i>Agave sp.</i>	n/a									
Jasmine	<i>Jasminum sp.</i>	n/a									
Cogon grass	<i>Imperata cylindrica</i>	I									
Wedelia	<i>Sphagneticola trilobata</i>	II									
Australian-pine	<i>Casuarina equisetifolia</i>	I									
Lantana	<i>Lantana camara</i>	I									
Java plum	<i>Syzygium cumini</i>	I									
Carrotwood	<i>Cupaniopsis anacardioides</i>	I									
Wedelia	<i>Sphagneticola trilobata</i>	II									
Common Asparagus-fern	<i>Asparagus setaceus</i>	n/a									
Bowstring hemp	<i>Sansevieria hyacinthoides</i>	II									
Sprenger's asparagus-fern	<i>Asparagus aethiopicus</i>	I									
Ft. Zachary Taylor			Acres Treated		Acres Treated		Acres Treated		Acres Treated		YTD
Acres Planned for FY = 4.000		EPPC	1.264		4.194		0.932		0.025		FPS Total
Common name	Scientific name	Cat.	acres	stems	acres	stems	acres	stems	acres	stems	6.42
Hairy indigo	<i>Indigofera hirsuta</i>	n/a									
Australian-pine	<i>Casuarina equisetifolia</i>	I									
Guinea grass	<i>Panicum maximum</i>	II									
Lead tree	<i>Leucaena leucocephala</i>	II									
Yellow alder	<i>Turnera ulmifolia</i>	n/a									
Washington fan palm	<i>Washingtonia robusta</i>	II									
Brazilian pepper	<i>Schinus terebinthifolius</i>	I									
Dixie ticktrefoil	<i>Desmodium tortuosum</i>	n/a									

Florida Park Service
Exotic Plant Removal
 Fiscal Year 2010-2011

Hugh Taylor Birch			Acres Treated		Acres Treated		Acres Treated		Acres Treated		YTD
Acres Planned for FY = 40.000			26.700		4.500		0.000		30.050		FPS Total
Common name	Scientific name	Cat.	acres	stems	acres	stems	acres	stems	acres	stems	61.25
Oyster plant	<i>Tradescantia spathacea</i>	II									
Wedelia	<i>Sphagneticola trilobata</i>	II									
Torpedo grass	<i>Panicum repens</i>	I									
Bermudagrass	<i>Cynodon dactylon</i>	n/a									
Brazilian pepper	<i>Schinus terebinthifolius</i>	I									
Carrotwood	<i>Cupaniopsis anacardioides</i>	I									
Seaside mahoe	<i>Thespesia populnea</i>	I									
Australian-pine	<i>Casuarina equisetifolia</i>	I									
Bowstring hemp	<i>Sansevieria hyacinthoides</i>	II									
Air-potato	<i>Dioscorea bulbifera</i>	I									
Rosary pea	<i>Abrus precatorius</i>	I									
Indian Key			Acres Treated		Acres Treated		Acres Treated		Acres Treated		YTD
Acres Planned for FY = 0.200			0.000		0.000		0.000		0.000		FPS Total
											0.00
John D. MacArthur Beach			Acres Treated		Acres Treated		Acres Treated		Acres Treated		YTD
Acres Planned for FY = 29.000			6.300		6.341		6.000		0.076		FPS Total
Common name	Scientific name	Cat.	acres	stems	acres	stems	acres	stems	acres	stems	18.72
Brazilian pepper	<i>Schinus terebinthifolius</i>	I									
Seaside mahoe	<i>Thespesia populnea</i>	I									
Schefflera	<i>Schefflera actinophylla</i>	I									
Earleaf acacia	<i>Acacia auriculiformis</i>	I									
Carrotwood	<i>Cupaniopsis anacardioides</i>	I									
Jasmine	<i>Jasminum sp.</i>	n/a									
Life plant	<i>Kalanchoe pinnata</i>	II									
Bowstring hemp	<i>Sansevieria hyacinthoides</i>	II									
Gold coast jasmine	<i>Jasminum dichotomum</i>	I									
John Pennekamp Coral Reef			Acres Treated		Acres Treated		Acres Treated		Acres Treated		YTD
Acres Planned for FY = 8.000			6.003		0.029		0.612		0.300		FPS Total
Common name	Scientific name	Cat.	acres	stems	acres	stems	acres	stems	acres	stems	6.94
Brazilian pepper	<i>Schinus terebinthifolius</i>	I									
Lather leaf	<i>Colubrina asiatica</i>	I									
Coconut palm	<i>Cocos nucifera</i>	n/a									
Beach naupaka	<i>Scaevola taccada</i>	I									
Lead tree	<i>Leucaena leucocephala</i>	II									
Seaside mahoe	<i>Thespesia populnea</i>	I									
Guinea grass	<i>Panicum maximum</i>	II									
Australian-pine	<i>Casuarina equisetifolia</i>	I									
Bowstring hemp	<i>Sansevieria hyacinthoides</i>	II									

Florida Park Service
Exotic Plant Removal
 Fiscal Year 2010-2011

John U. Lloyd Beach				Acres Treated		Acres Treated		Acres Treated		Acres Treated		YTD
Acres Planned for FY = 14.500			EPPC	0.020		0.046		47.026		0.024		FPS Total
Common name	Scientific name	Cat.		acres	stems	acres	stems	acres	stems	acres	stems	47.12
Brazilian pepper	<i>Schinus terebinthifolius</i>	I										
Air-potato	<i>Dioscorea bulbifera</i>	I										
Beach naupaka	<i>Scaevola taccada</i>	I										
Tropical-almond	<i>Terminalia catappa</i>	II										
Castor bean	<i>Ricinus communis</i>	II										
Seaside mahoe	<i>Thespesia populnea</i>	I										
Australian-pine	<i>Casuarina equisetifolia</i>	I										
Lather leaf	<i>Colubrina asiatica</i>	I										
monkey's apple	<i>Mimusops coriacea</i>	n/a										
Puncturevine	<i>Tribulus spp.</i>	n/a										
Jonathan Dickinson				Acres Treated		Acres Treated		Acres Treated		Acres Treated		YTD
Acres Planned for FY = 1650.000			EPPC	723.290		25.904		1888.074		4892.070		FPS Total
Common name	Scientific name	Cat.		acres	stems	acres	stems	acres	stems	acres	stems	7,529.34
Caesar's weed	<i>Urena lobata</i>	II										
Smooth rattlebox	<i>Crotalaria pallida</i>	n/a										
Madagascar periwinkle	<i>Catharanthus roseus</i>	n/a										
Brazilian pepper	<i>Schinus terebinthifolius</i>	I										
Carrotwood	<i>Cupaniopsis anacardioides</i>	I										
Earleaf acacia	<i>Acacia auriculiformis</i>	I										
Bamboo	<i>Bambusa sp.</i>	n/a										
Surinam cherry	<i>Eugenia uniflora</i>	I										
Air-potato	<i>Dioscorea bulbifera</i>	I										
Bowstring hemp	<i>Sansevieria hyacinthoides</i>	II										
Rosary pea	<i>Abrus precatorius</i>	I										
Downy rose-myrtle	<i>Rhodomyrtus tomentosa</i>	I										
Coral ardisia	<i>Ardisia crenata</i>	I										
Strawberry guava	<i>Psidium cattleianum</i>	I										
Guava	<i>Psidium guajava</i>	I										
Guinea grass	<i>Panicum maximum</i>	II										
Cogon grass	<i>Imperata cylindrica</i>	I										
Lignumvitae Key				Acres Treated		Acres Treated		Acres Treated		Acres Treated		YTD
Acres Planned for FY = 4.300			EPPC	0.590		1.500		4.918		2.281		FPS Total
Common name	Scientific name	Cat.		acres	stems	acres	stems	acres	stems	acres	stems	9.29
Lead tree	<i>Leucaena leucocephala</i>	II										
Brazilian pepper	<i>Schinus terebinthifolius</i>	I										
Sesbania spp.	<i>Sesbania spp.</i>	n/a										
Coconut palm	<i>Cocos nucifera</i>	n/a										
Australian-pine	<i>Casuarina equisetifolia</i>	I										
Sapodilla	<i>Manilkara zapota</i>	I										
Seaside mahoe	<i>Thespesia populnea</i>	I										

Florida Park Service
Exotic Plant Removal
 Fiscal Year 2010-2011

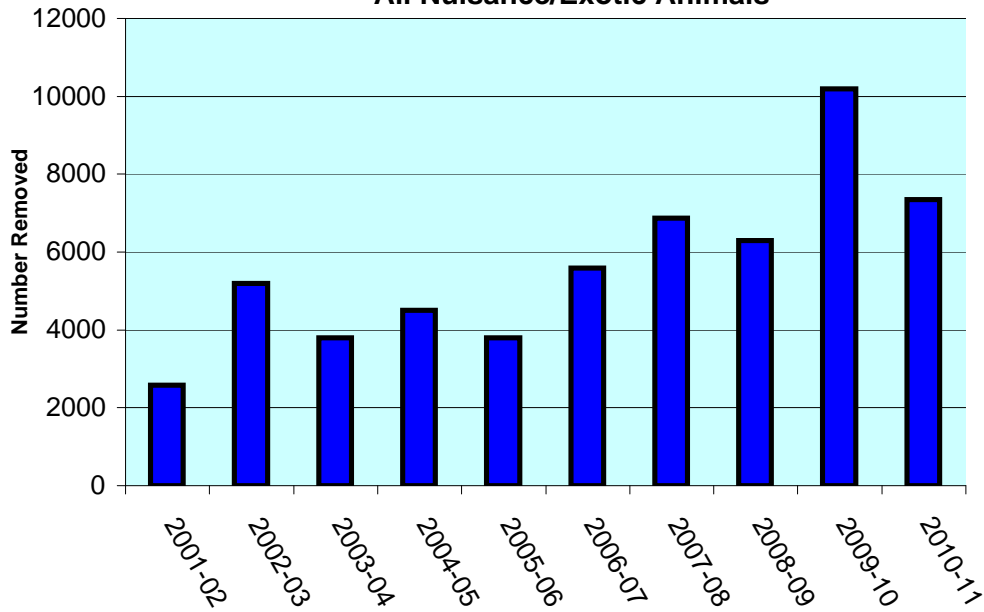
Tamarind	<i>Tamarindus indica</i>	n/a							
Sisal hemp	<i>Agave sisalana</i>	II							
Templegrass	<i>Zoysia spp.</i>	n/a							
Long Key			Acres Treated	Acres Treated	Acres Treated	Acres Treated			YTD
Acres Planned for FY =	11.000	EPPC	0.027	0.754	0.769	0.140			FPS Total
Common name	Scientific name	Cat.	acres	stems	acres	stems	acres	stems	1.69
Brazilian pepper	<i>Schinus terebinthifolius</i>	I							
Lead tree	<i>Leucaena leucocephala</i>	II							
Beach naupaka	<i>Scaevola taccada</i>	I							
Lather leaf	<i>Colubrina asiatica</i>	I							
Australian-pine	<i>Casuarina equisetifolia</i>	I							
Seaside mahoe	<i>Thespesia populnea</i>	I							
Oyster plant	<i>Tradescantia spathacea</i>	II							
Bowstring hemp	<i>Sansevieria hyacinthoides</i>	II							
Royal poinciana	<i>Delonix regia</i>	n/a							
Oleta River			Acres Treated	Acres Treated	Acres Treated	Acres Treated			YTD
Acres Planned for FY =	28.000	EPPC	7.250	14.770	27.044	16.513			FPS Total
Common name	Scientific name	Cat.	acres	stems	acres	stems	acres	stems	65.58
Australian-pine	<i>Casuarina equisetifolia</i>	I							
Burma reed	<i>Neyraudia reynaudiana</i>	I							
Oyster plant	<i>Tradescantia spathacea</i>	II							
Brazilian pepper	<i>Schinus terebinthifolius</i>	I							
Seaside mahoe	<i>Thespesia populnea</i>	I							
Pothos	<i>Epipremnum pinnatum</i>	II							
day jessamine	<i>Cestrum diurnum</i>	II							
Castor bean	<i>Ricinus communis</i>	II							
Beach naupaka	<i>Scaevola taccada</i>	I							
Air-potato	<i>Dioscorea bulbifera</i>	I							
Caesar's weed	<i>Urena lobata</i>	II							
Madagascar periwinkle	<i>Catharanthus roseus</i>	n/a							
Chandelier plant	<i>Kalanchoe delagoensis</i>	n/a							
Schefflera	<i>Schefflera actinophylla</i>	I							
Melaleuca	<i>Melaleuca quinquenervia</i>	I							
Lead tree	<i>Leucaena leucocephala</i>	II							
Rosary pea	<i>Abrus precatorius</i>	I							
Yellow alder	<i>Turnera ulmifolia</i>	n/a							
Lantana	<i>Lantana camara</i>	I							
Shoebuttan ardisia	<i>Ardisia elliptica</i>	I							
Savannas/N. Fork			Acres Treated	Acres Treated	Acres Treated	Acres Treated			YTD
Acres Planned for FY =	55.000	EPPC	5.975	27.065	0.250	120.000			FPS Total
Common name	Scientific name	Cat.	acres	stems	acres	stems	acres	stems	153.29
Earleaf acacia	<i>Acacia auriculiformis</i>	I							
Brazilian pepper	<i>Schinus terebinthifolius</i>	I							
Old world climbing fern	<i>Lygodium microphyllum</i>	I							

Florida Park Service
Exotic Plant Removal
 Fiscal Year 2010-2011

Chinese tallow tree	<i>Sapium sebiferum</i>	I									
Melaleuca	<i>Melaleuca quinquenervia</i>	I									
Woman's tongue	<i>Albizia lebbek</i>	I									
Carrotwood	<i>Cupaniopsis anacardioides</i>	I									
Smooth rattlebox	<i>Crotalaria pallida</i>	n/a									
Madagascar periwinkle	<i>Catharanthus roseus</i>	n/a									
Cogon grass	<i>Imperata cylindrica</i>	I									
Java plum	<i>Syzygium cumini</i>	I									
Surinam cherry	<i>Eugenia uniflora</i>	I									
Allamanda	<i>Allamanda cathartica</i>	n/a									
Strawberry guava	<i>Psidium cattleianum</i>	I									
Shoebuttton ardisia	<i>Ardisia elliptica</i>	I									
Rosary pea	<i>Abrus precatorius</i>	I									
Seabranh			Acres Treated		Acres Treated		Acres Treated		Acres Treated		YTD
Acres Planned for FY = 31.000		EPPC	0.020		0.101		20.410		0.034		FPS Total
Common name	Scientific name	Cat.	acres	stems	acres	stems	acres	stems	acres	stems	20.57
Brazilian pepper	<i>Schinus terebinthifolius</i>	I									
Rosary pea	<i>Abrus precatorius</i>	I									
Schefflera	<i>Schefflera actinophylla</i>	I									
Strawberry guava	<i>Psidium cattleianum</i>	I									
Earleaf acacia	<i>Acacia auriculiformis</i>	I									
Carrotwood	<i>Cupaniopsis anacardioides</i>	I									
Caesar's weed	<i>Urena lobata</i>	II									
Guinea grass	<i>Panicum maximum</i>	II									
Madagascar periwinkle	<i>Catharanthus roseus</i>	n/a									
Old world climbing fern	<i>Lygodium microphyllum</i>	I									
Java plum	<i>Syzygium cumini</i>	I									
St. Lucie Inlet			Acres Treated		Acres Treated		Acres Treated		Acres Treated		YTD
Acres Planned for FY = 26.000		EPPC	0.000		1.878		103.493		0.505		FPS Total
Common name	Scientific name	Cat.	acres	stems	acres	stems	acres	stems	acres	stems	105.88
Australian-pine	<i>Casuarina equisetifolia</i>	I									
Beach naupaka	<i>Scaevola taccada</i>	I									
Rosary pea	<i>Abrus precatorius</i>	I									
Brazilian pepper	<i>Schinus terebinthifolius</i>	I									
Madagascar periwinkle	<i>Catharanthus roseus</i>	n/a									
Seaside mahoe	<i>Thespesia populnea</i>	I									
The Barnacle			Acres Treated		Acres Treated		Acres Treated		Acres Treated		YTD
Acres Planned for FY = 2.000		EPPC	1.000		0.060		0.022		0.046		FPS Total
Common name	Scientific name	Cat.	acres	stems	acres	stems	acres	stems	acres	stems	1.13
Brazilian pepper	<i>Schinus terebinthifolius</i>	I									
Air-potato	<i>Dioscorea bulbifera</i>	I									
Winged yam	<i>Dioscorea alata</i>	I									
Pothos	<i>Epipremnum pinnatum</i>	II									
Gold coast jasmine	<i>Jasminum dichotomum</i>	I									

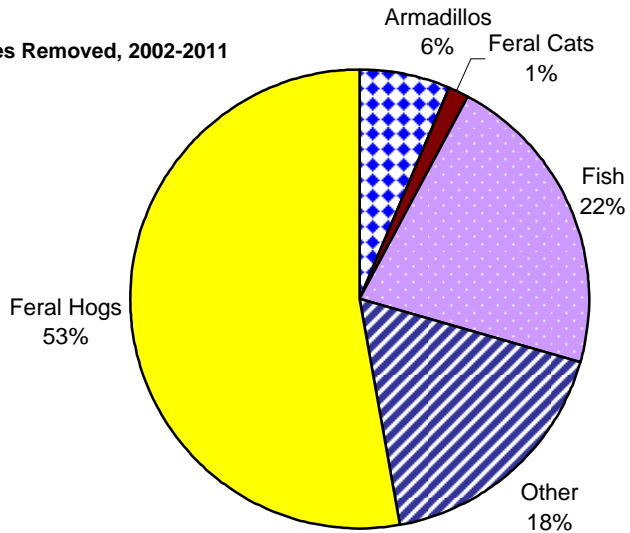
Florida Park Service
Exotic and Nuisance Animal Removal
Ten-Year Trends

All Nuisance/Exotic Animals

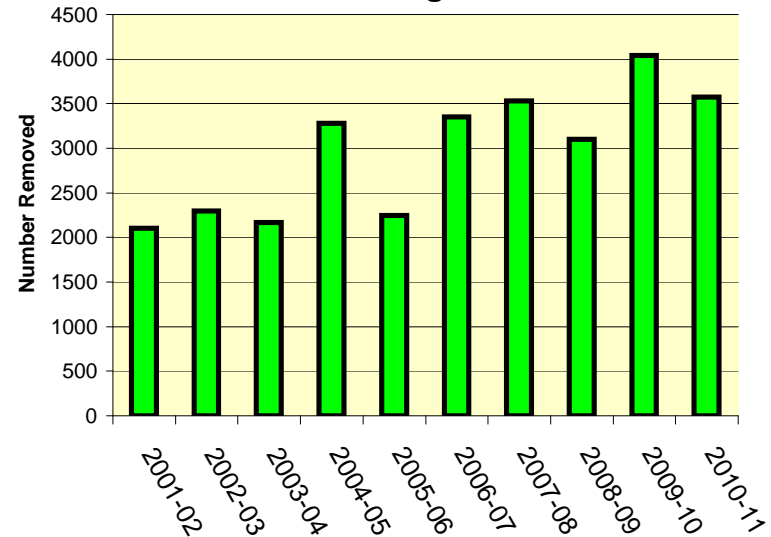


FY 10-11 marks the first time coyote removals were reported from all five districts. While feral hog removals declined by 12% during fiscal year 10-11, they continue to be the species removed from the most parks and in the largest numbers. Exotic fish remain a problem for Blue Spring State Park, where 1,619 sailfin catfish were removed along with tilapia and grass carp. New to the list of exotic fishes this year was a Black pacu, a South American freshwater fish related to the pirhana, also removed from Blue Spring. USDA expertise was utilized to assist with removing green and spiny-tail iguanas, coyotes, raccoons and feral hogs.

Species Removed, 2002-2011



Feral Hog Removal



Florida Park Service
Exotic and Nuisance Animal Removal
 Fiscal Year 2010-2011

Number Removed By Species							
Exotic Species	District 1	District 2	District 3	District 4	District 5	Total	# of Parks
Feral Hog	75	739	965	1,295	499	3,573	49
Vermiculated Sailfin Catfish	0	0	1,619	0	0	1,619	2
Nine-Banded Armadillo	108	76	600	76	24	884	38
Green Iguana	0	0	1	0	215	216	7
Black Spinytail Iguana	0	0	0	140	73	213	2
Feral Cat	18	17	33	22	22	112	31
Tilapia	0	0	78	0	0	78	4
Cuban Treefrog	0	0	4	2	40	46	5
Coyote	25	1	9	5	3	43	18
Black Rat	0	0	0	0	39	39	2
Channel Apple Snail	0	0	26	0	0	26	1
Red Lionfish	0	0	0	0	24	24	4
Red Fox	9	0	0	0	0	9	2
Feral Dog	2	0	1	3	1	7	6
Peafowl	0	0	0	0	5	5	1
Feral Chicken	0	0	1	0	2	3	3
African Spurred Tortoise	0	0	0	2	1	3	1
Grass Carp	0	0	2	0	0	2	1
Burmese Python	0	0	0	2	0	2	1
Red-eared Slider	0	0	2	0	0	2	1
Knight Anole	0	0	0	0	2	2	1
Black Pacu	0	0	1	0	0	1	1
Muscovy	0	0	0	0	1	1	1
Norway Rat	0	0	1	0	0	1	1
False Map Turtle	0	0	1	0	0	1	1
Brown Anole	0	0	1	0	0	1	1
Nuisance Species							
Raccoon	7	8	38	188	160	401	27
Opossum	1	1	6	2	7	17	6
Gray squirrel	0	7	0	0	0	7	1
American Alligator	3	0	0	2	0	5	4
Cotton Mouse	0	0	2	0	0	2	1
Gray Fox	1	1	0	0	0	2	2
Beaver	1	0	0	0	0	1	1
Statewide Totals	250	850	3,391	1,739	1,118	7,348	

Florida Park Service
Exotic and Nuisance Animal Removal Summary
 Fiscal Year 2010-2011

All Species				
	Number Removed			Total
	By Staff	By USDA	¹ Other	
District One	206	39	5	250
District Two	503	92	255	850
District Three	983	35	2,373	3,391
District Four	571	216	952	1,739
District Five	873	167	78	1,118
Statewide Totals	3,136	549	3,663	7,348

Feral Hogs				
	Number Removed			Total
	By Staff	By USDA	¹ Other	
District One	75	0	0	75
District Two	446	38	255	739
District Three	470	27	468	965
District Four	339	6	950	1,295
District Five	488	4	7	499
Statewide Totals	1,818	75	1,680	3,573

¹ private contractors, volunteers, FWC, etc.

Florida Park Service
Exotic and Nuisance Animal Removal
 Fiscal Year 2010-2011

DISTRICT ONE

Alfred B. Maclay Gardens		July - Sep 2010				Oct - Dec 2010				Jan - Mar 2011				Apr - Jun 2011				Annual
Common Name	Scientific Name	Staff	USDA	Other	Q1 Total	Staff	USDA	Other	Q2 Total	Staff	USDA	Other	Q3 Total	Staff	USDA	Other	Q4 Total	Total
Nine-banded armadillo	<i>Dasypus novemcinctus</i>	0	0	0	0	0	0	0	0	0	0	0	0	2	0	0	2	2
Number of Species:		1	0	0	0	0	0	0	0	0	0	0	0	2	0	0	2	2

Bald Point		July - Sep 2010				Oct - Dec 2010				Jan - Mar 2011				Apr - Jun 2011				Annual
Common Name	Scientific Name	Staff	USDA	Other	Q1 Total	Staff	USDA	Other	Q2 Total	Staff	USDA	Other	Q3 Total	Staff	USDA	Other	Q4 Total	Total
Coyote	<i>Canis latrans</i>	0	0	0	0	3	0	0	3	0	0	0	0	0	0	0	0	3
Number of Species:		1	0	0	0	3	0	0	3	0	0	0	0	0	0	0	0	3

Big Lagoon		July - Sep 2010				Oct - Dec 2010				Jan - Mar 2011				Apr - Jun 2011				Annual
Common Name	Scientific Name	Staff	USDA	Other	Q1 Total	Staff	USDA	Other	Q2 Total	Staff	USDA	Other	Q3 Total	Staff	USDA	Other	Q4 Total	Total
Feral cat	<i>Felis catus</i>	0	0	0	0	1	0	0	1	1	0	0	1	0	0	0	0	2
Raccoon	<i>Procyon lotor</i>	0	0	0	0	0	0	0	0	1	0	0	1	0	0	0	0	1
Nine-banded armadillo	<i>Dasypus novemcinctus</i>	0	0	0	0	0	0	0	0	1	0	0	1	0	0	0	0	1
Number of Species:		3	0	0	0	1	0	0	1	3	0	0	3	0	0	0	0	4

Blackwater River		July - Sep 2010				Oct - Dec 2010				Jan - Mar 2011				Apr - Jun 2011				Annual
Common Name	Scientific Name	Staff	USDA	Other	Q1 Total	Staff	USDA	Other	Q2 Total	Staff	USDA	Other	Q3 Total	Staff	USDA	Other	Q4 Total	Total
American alligator	<i>Alligator mississippiensis</i>	0	0	1	1	0	0	0	0	0	0	0	0	0	0	0	0	1
Number of Species:		1	0	0	1	0	0	0	0	0	0	0	0	0	0	0	0	1

Camp Helen		July - Sep 2010				Oct - Dec 2010				Jan - Mar 2011				Apr - Jun 2011				Annual
Common Name	Scientific Name	Staff	USDA	Other	Q1 Total	Staff	USDA	Other	Q2 Total	Staff	USDA	Other	Q3 Total	Staff	USDA	Other	Q4 Total	Total
Feral dog	<i>Canis familiaris</i>	0	0	0	0	0	0	0	0	0	0	0	0	1	0	0	1	1
Number of Species:		1	0	0	0	0	0	0	0	0	0	0	0	1	0	0	1	1

Florida Park Service
Exotic and Nuisance Animal Removal
 Fiscal Year 2010-2011

Deer Lake		July - Sep 2010				Oct - Dec 2010				Jan - Mar 2011				Apr - Jun 2011				Annual	
Common Name	Scientific Name	Staff	USDA	Other	Q1 Total	Staff	USDA	Other	Q2 Total	Staff	USDA	Other	Q3 Total	Staff	USDA	Other	Q4 Total	Total	
Coyote	<i>Canis latrans</i>	0	1	0	1	0	0	0	0	0	0	0	0	0	0	0	0	0	1
Red fox	<i>Vulpes vulpes</i>	0	1	0	1	0	0	0	0	0	1	0	1	0	0	0	0	0	2
Raccoon	<i>Procyon lotor</i>	0	1	0	1	0	0	0	0	0	0	0	0	0	0	0	0	0	1
Number of Species:		3	0	3	0	3	0	0	0	0	0	1	0	1	0	0	0	0	4

Dr. Julian G. Bruce St. George Island		July - Sep 2010				Oct - Dec 2010				Jan - Mar 2011				Apr - Jun 2011				Annual	
Common Name	Scientific Name	Staff	USDA	Other	Q1 Total	Staff	USDA	Other	Q2 Total	Staff	USDA	Other	Q3 Total	Staff	USDA	Other	Q4 Total	Total	
Coyote	<i>Canis latrans</i>	1	0	0	1	0	0	0	0	0	1	0	1	0	1	0	1	1	3
Gray fox	<i>Urocyon cinereoargenteus</i>	0	0	0	0	0	0	0	0	0	1	0	1	0	0	0	0	0	1
Feral cat	<i>Felis catus</i>	0	0	0	0	0	0	0	0	1	0	0	1	0	0	0	0	0	1
Number of Species:		3	1	0	0	1	0	0	0	0	1	2	0	3	0	1	0	1	5

Econfina River		Staff	USDA	Other	Q1 Total	Staff	USDA	Other	Q2 Total	Staff	USDA	Other	Q3 Total	Staff	USDA	Other	Q4 Total	Total
Feral hog	<i>Sus scrofa</i>	5	0	0	5	0	0	0	0	6	0	0	6	3	0	0	3	14
Number of Species:		1	5	0	0	5	0	0	0	6	0	0	6	3	0	0	3	14

Eden Gardens		July - Sep 2010				Oct - Dec 2010				Jan - Mar 2011				Apr - Jun 2011				Annual	
Common Name	Scientific Name	Staff	USDA	Other	Q1 Total	Staff	USDA	Other	Q2 Total	Staff	USDA	Other	Q3 Total	Staff	USDA	Other	Q4 Total	Total	
Feral dog	<i>Canis familiaris</i>	1	0	0	1	0	0	0	0	0	0	0	0	0	0	0	0	0	1
Number of Species:		1	1	0	0	1	0	0	0	0	0	0	0	0	0	0	0	0	1

Edward Ball Wakulla Springs		July - Sep 2010				Oct - Dec 2010				Jan - Mar 2011				Apr - Jun 2011				Annual
Common Name	Scientific Name	Staff	USDA	Other	Q1 Total	Staff	USDA	Other	Q2 Total	Staff	USDA	Other	Q3 Total	Staff	USDA	Other	Q4 Total	Total
Feral cat	<i>Felis catus</i>	3	0	0	3	0	0	0	0	1	0	0	1	0	0	0	0	4
Feral hog	<i>Sus scrofa</i>	0	0	0	0	0	0	0	0	0	0	0	0	4	0	0	4	4
Number of Species:		2	3	0	0	3	0	0	0	1	0	0	1	4	0	0	4	8

Florida Park Service
Exotic and Nuisance Animal Removal
 Fiscal Year 2010-2011

Falling Waters		July - Sep 2010				Oct - Dec 2010				Jan - Mar 2011				Apr - Jun 2011				Annual	
Common Name	Scientific Name	Staff	USDA	Other	Q1 Total	Staff	USDA	Other	Q2 Total	Staff	USDA	Other	Q3 Total	Staff	USDA	Other	Q4 Total	Total	
	None Removed	0	0	0	0	0	0	0	0	0	0	0	0	0	0	0	0	0	0
Number of Species:		0	0	0	0	0	0	0	0	0	0	0	0	0	0	0	0	0	0

Florida Caverns		July - Sep 2010				Oct - Dec 2010				Jan - Mar 2011				Apr - Jun 2011				Annual	
Common Name	Scientific Name	Staff	USDA	Other	Q1 Total	Staff	USDA	Other	Q2 Total	Staff	USDA	Other	Q3 Total	Staff	USDA	Other	Q4 Total	Total	
American alligator	<i>Alligator mississippiensis</i>	0	0	1	1	0	0	0	0	0	0	0	0	0	0	0	0	0	1
Nine-banded armadillo	<i>Dasypus novemcinctus</i>	29	0	0	29	28	0	0	28	5	0	0	5	26	0	0	26	88	
Number of Species:		2	29	0	1	30	28	0	0	28	5	0	0	5	26	0	0	26	89

Fred Gannon Rocky Bayou		July - Sep 2010				Oct - Dec 2010				Jan - Mar 2011				Apr - Jun 2011				Annual	
Common Name	Scientific Name	Staff	USDA	Other	Q1 Total	Staff	USDA	Other	Q2 Total	Staff	USDA	Other	Q3 Total	Staff	USDA	Other	Q4 Total	Total	
Coyote	<i>Canis latrans</i>	0	0	0	0	0	1	0	1	0	0	0	0	0	0	0	0	0	1
Number of Species:		1	0	0	0	0	1	0	1	0	0	0	0	0	0	0	0	0	1

Grayton Beach		July - Sep 2010				Oct - Dec 2010				Jan - Mar 2011				Apr - Jun 2011				Annual	
Common Name	Scientific Name	Staff	USDA	Other	Q1 Total	Staff	USDA	Other	Q2 Total	Staff	USDA	Other	Q3 Total	Staff	USDA	Other	Q4 Total	Total	
Coyote	<i>Canis latrans</i>	0	1	0	1	0	0	0	0	0	0	0	0	0	1	0	1	2	
Red fox	<i>Vulpes vulpes</i>	0	3	0	3	0	0	0	0	0	2	0	2	0	2	0	2	7	
Feral cat	<i>Felis catus</i>	0	0	0	0	1	0	0	1	0	0	0	0	0	0	0	0	1	
Number of Species:		3	0	4	0	4	1	0	0	1	0	2	0	2	0	3	0	3	10

Henderson Beach		July - Sep 2010				Oct - Dec 2010				Jan - Mar 2011				Apr - Jun 2011				Annual	
Common Name	Scientific Name	Staff	USDA	Other	Q1 Total	Staff	USDA	Other	Q2 Total	Staff	USDA	Other	Q3 Total	Staff	USDA	Other	Q4 Total	Total	
	None Removed	0	0	0	0	0	0	0	0	0	0	0	0	0	0	0	0	0	0
Number of Species:		0	0	0	0	0	0	0	0	0	0	0	0	0	0	0	0	0	0

Florida Park Service
Exotic and Nuisance Animal Removal
 Fiscal Year 2010-2011

Lake Jackson Mounds		July - Sep 2010				Oct - Dec 2010				Jan - Mar 2011				Apr - Jun 2011				Annual	
Common Name	Scientific Name	Staff	USDA	Other	Q1 Total	Staff	USDA	Other	Q2 Total	Staff	USDA	Other	Q3 Total	Staff	USDA	Other	Q4 Total	Total	
	None Removed	0	0	0	0	0	0	0	0	0	0	0	0	0	0	0	0	0	0
Number of Species:		0	0	0	0	0	0	0	0	0	0	0	0	0	0	0	0	0	0

Lake Talquin		July - Sep 2010				Oct - Dec 2010				Jan - Mar 2011				Apr - Jun 2011				Annual	
Common Name	Scientific Name	Staff	USDA	Other	Q1 Total	Staff	USDA	Other	Q2 Total	Staff	USDA	Other	Q3 Total	Staff	USDA	Other	Q4 Total	Total	
	None Removed	0	0	0	0	0	0	0	0	0	0	0	0	0	0	0	0	0	0
Number of Species:		0	0	0	0	0	0	0	0	0	0	0	0	0	0	0	0	0	0

Letchworth-Love Mounds		July - Sep 2010				Oct - Dec 2010				Jan - Mar 2011				Apr - Jun 2011				Annual	
Common Name	Scientific Name	Staff	USDA	Other	Q1 Total	Staff	USDA	Other	Q2 Total	Staff	USDA	Other	Q3 Total	Staff	USDA	Other	Q4 Total	Total	
	None Removed	0	0	0	0	0	0	0	0	0	0	0	0	0	0	0	0	0	0
Number of Species:		0	0	0	0	0	0	0	0	0	0	0	0	0	0	0	0	0	0

Natural Bridge Battlefield		July - Sep 2010				Oct - Dec 2010				Jan - Mar 2011				Apr - Jun 2011				Annual
Common Name	Scientific Name	Staff	USDA	Other	Q1 Total	Staff	USDA	Other	Q2 Total	Staff	USDA	Other	Q3 Total	Staff	USDA	Other	Q4 Total	Total
Nine-banded armadillo	<i>Dasypus novemcinctus</i>	0	0	0	0	0	0	0	0	0	0	0	0	4	0	0	4	4
Number of Species:		1	0	0	0	0	0	0	0	0	0	0	0	4	0	0	4	4

Ochlockonee River		July - Sep 2010				Oct - Dec 2010				Jan - Mar 2011				Apr - Jun 2011				Annual
Common Name	Scientific Name	Staff	USDA	Other	Q1 Total	Staff	USDA	Other	Q2 Total	Staff	USDA	Other	Q3 Total	Staff	USDA	Other	Q4 Total	Total
American alligator	<i>Alligator mississippiensis</i>	0	0	1	1	0	0	0	0	0	0	0	0	0	0	0	0	1
Feral hog	<i>Sus scrofa</i>	0	0	0	0	8	0	0	8	0	0	0	0	0	0	0	0	8
Number of Species:		2	0	0	1	8	0	0	8	0	0	0	0	0	0	0	0	9

Florida Park Service
Exotic and Nuisance Animal Removal
 Fiscal Year 2010-2011

Perdido Key		July - Sep 2010				Oct - Dec 2010				Jan - Mar 2011				Apr - Jun 2011				Annual		
Common Name	Scientific Name	Staff	USDA	Other	Q1 Total	Staff	USDA	Other	Q2 Total	Staff	USDA	Other	Q3 Total	Staff	USDA	Other	Q4 Total	Total		
Coyote	<i>Canis latrans</i>	0	2	0	2	0	0	0	0	0	0	0	0	0	0	0	0	0	2	
Virginia opossum	<i>Didelphis virginiana</i>	0	1	0	1	0	0	0	0	0	0	0	0	0	0	0	0	0	1	
Raccoon	<i>Procyon lotor</i>	0	4	0	4	0	0	0	0	0	0	0	0	0	0	0	0	0	4	
Number of Species:		3	0	7	0	7	0	0	0	0	0	0	0	0	0	0	0	0	0	7

Ponce DeLeon Springs		July - Sep 2010				Oct - Dec 2010				Jan - Mar 2011				Apr - Jun 2011				Annual		
Common Name	Scientific Name	Staff	USDA	Other	Q1 Total	Staff	USDA	Other	Q2 Total	Staff	USDA	Other	Q3 Total	Staff	USDA	Other	Q4 Total	Total		
Feral cat	<i>Felis catus</i>	6	0	0	6	0	0	0	0	0	0	0	0	0	0	0	0	0	6	
Number of Species:		1	6	0	0	6	0	0	0	0	0	0	0	0	0	0	0	0	0	6

San Marcos de Apalache		July - Sep 2010				Oct - Dec 2010				Jan - Mar 2011				Apr - Jun 2011				Annual		
Common Name	Scientific Name	Staff	USDA	Other	Q1 Total	Staff	USDA	Other	Q2 Total	Staff	USDA	Other	Q3 Total	Staff	USDA	Other	Q4 Total	Total		
	None Removed	0	0	0	0	0	0	0	0	0	0	0	0	0	0	0	0	0	0	
Number of Species:		0	0	0	0	0	0	0	0	0	0	0	0	0	0	0	0	0	0	0

St. Andrews		July - Sep 2010				Oct - Dec 2010				Jan - Mar 2011				Apr - Jun 2011				Annual	
Common Name	Scientific Name	Staff	USDA	Other	Q1 Total	Staff	USDA	Other	Q2 Total	Staff	USDA	Other	Q3 Total	Staff	USDA	Other	Q4 Total	Total	
Coyote	<i>Canis latrans</i>	0	0	0	0	0	0	0	0	0	0	0	0	0	2	0	2	2	
Number of Species:		1	0	0	0	0	0	0	0	0	0	0	0	0	2	0	2	2	2

St. Marks River		July - Sep 2010				Oct - Dec 2010				Jan - Mar 2011				Apr - Jun 2011				Annual	
Common Name	Scientific Name	Staff	USDA	Other	Q1 Total	Staff	USDA	Other	Q2 Total	Staff	USDA	Other	Q3 Total	Staff	USDA	Other	Q4 Total	Total	
Feral hog	<i>Sus scrofa</i>	5	0	0	5	0	0	0	0	1	0	0	1	0	0	0	0	6	
Number of Species:		1	5	0	0	5	0	0	0	1	0	0	1	0	0	0	0	0	6

Florida Park Service
Exotic and Nuisance Animal Removal
 Fiscal Year 2010-2011

T.H. Stone Memorial St. Joseph		July - Sep 2010				Oct - Dec 2010				Jan - Mar 2011				Apr - Jun 2011				Annual
Common Name	Scientific Name	Staff	USDA	Other	Q1 Total	Staff	USDA	Other	Q2 Total	Staff	USDA	Other	Q3 Total	Staff	USDA	Other	Q4 Total	Total
Coyote	<i>Canis latrans</i>	0	1	0	1	0	0	0	0	0	2	0	2	0	1	0	1	4
Nine-banded armadillo	<i>Dasypus novemcinctus</i>	2	0	0	2	0	0	2	2	0	0	0	0	0	0	0	0	4
Number of Species:		2	2	1	3	0	0	2	2	0	2	0	2	0	1	0	1	8

Tarkiln Bayou		July - Sep 2010				Oct - Dec 2010				Jan - Mar 2011				Apr - Jun 2011				Annual
Common Name	Scientific Name	Staff	USDA	Other	Q1 Total	Staff	USDA	Other	Q2 Total	Staff	USDA	Other	Q3 Total	Staff	USDA	Other	Q4 Total	Total
	None Removed	0	0	0	0	0	0	0	0	0	0	0	0	0	0	0	0	0
Number of Species:		0	0	0	0	0	0	0	0	0	0	0	0	0	0	0	0	0

Three Rivers		July - Sep 2010				Oct - Dec 2010				Jan - Mar 2011				Apr - Jun 2011				Annual
Common Name	Scientific Name	Staff	USDA	Other	Q1 Total	Staff	USDA	Other	Q2 Total	Staff	USDA	Other	Q3 Total	Staff	USDA	Other	Q4 Total	Total
Nine-banded armadillo	<i>Dasypus novemcinctus</i>	1	0	0	1	0	0	0	0	2	0	0	2	5	0	0	5	8
Number of Species:		1	1	0	1	0	0	0	0	2	0	0	2	5	0	0	5	8

Topsail Hill		July - Sep 2010				Oct - Dec 2010				Jan - Mar 2011				Apr - Jun 2011				Annual
Common Name	Scientific Name	Staff	USDA	Other	Q1 Total	Staff	USDA	Other	Q2 Total	Staff	USDA	Other	Q3 Total	Staff	USDA	Other	Q4 Total	Total
Coyote	<i>Canis latrans</i>	0	3	0	3	0	0	0	0	0	0	0	0	0	4	0	4	7
Raccoon	<i>Procyon lotor</i>	0	1	0	1	0	0	0	0	0	0	0	0	0	0	0	0	1
Beaver	<i>Castor canadensis</i>	0	1	0	1	0	0	0	0	0	0	0	0	0	0	0	0	1
Feral cat	<i>Felis catus</i>	0	0	0	0	4	0	0	4	0	0	0	0	0	0	0	0	4
Number of Species:		4	0	5	5	4	0	0	4	0	0	0	0	0	4	0	4	13

Torrey		July - Sep 2010				Oct - Dec 2010				Jan - Mar 2011				Apr - Jun 2011				Annual
Common Name	Scientific Name	Staff	USDA	Other	Q1 Total	Staff	USDA	Other	Q2 Total	Staff	USDA	Other	Q3 Total	Staff	USDA	Other	Q4 Total	Total
Feral hog	<i>Sus scrofa</i>	16	0	0	16	12	0	0	12	0	0	0	0	15	0	0	15	43
Nine-banded armadillo	<i>Dasypus novemcinctus</i>	0	0	0	0	1	0	0	1	0	0	0	0	0	0	0	0	1
Number of Species:		2	16	0	16	13	0	0	13	0	0	0	0	15	0	0	15	44

Florida Park Service
Exotic and Nuisance Animal Removal
 Fiscal Year 2010-2011

Yellow River Marsh		July - Sep 2010				Oct - Dec 2010				Jan - Mar 2011				Apr - Jun 2011				Annual	
Common Name	Scientific Name	Staff	USDA	Other	Q1 Total	Staff	USDA	Other	Q2 Total	Staff	USDA	Other	Q3 Total	Staff	USDA	Other	Q4 Total	Total	
	None Removed	0	0	0	0	0	0	0	0	0	0	0	0	0	0	0	0	0	0
Number of Species:		0	0	0	0	0	0	0	0	0	0	0	0	0	0	0	0	0	0

		July - Sep 2010				Oct - Dec 2010				Jan - Mar 2011				Apr - Jun 2011				Annual
		Staff	USDA	Other	Q1 Total	Staff	USDA	Other	Q2 Total	Staff	USDA	Other	Q3 Total	Staff	USDA	Other	Q4 Total	Total
District One	Grand totals	69	20	3	92	58	1	2	61	19	7	0	26	60	11	0	71	250

Florida Park Service
Exotic and Nuisance Animal Removal
 Fiscal Year 2010-2011

DISTRICT TWO

Amelia Island		July - Sep 2010				Oct - Dec 2010				Jan - Mar 2011				Apr - Jun 2011				Annual	
Common Name	Scientific Name	Staff	USDA	Other	Q1 Total	Staff	USDA	Other	Q2 Total	Staff	USDA	Other	Q3 Total	Staff	USDA	Other	Q4 Total	Total	
	None Removed	0	0	0	0	0	0	0	0	0	0	0	0	0	0	0	0	0	0
Number of Species:		0	0	0	0	0	0	0	0	0	0	0	0	0	0	0	0	0	0

Big Shoals		July - Sep 2010				Oct - Dec 2010				Jan - Mar 2011				Apr - Jun 2011				Annual
Common Name	Scientific Name	Staff	USDA	Other	Q1 Total	Staff	USDA	Other	Q2 Total	Staff	USDA	Other	Q3 Total	Staff	USDA	Other	Q4 Total	Total
Feral hog	<i>Sus scrofa</i>	1	0	0	1	4	0	0	4	12	0	0	12	0	0	0	0	17
Nine-banded armadillo	<i>Dasypus novemcinctus</i>	0	0	0	0	2	0	0	2	4	0	0	4	0	0	0	0	6
Number of Species:		2	1	0	1	6	0	0	6	16	0	0	16	0	0	0	0	23

Big Talbot Island		July - Sep 2010				Oct - Dec 2010				Jan - Mar 2011				Apr - Jun 2011				Annual
Common Name	Scientific Name	Staff	USDA	Other	Q1 Total	Staff	USDA	Other	Q2 Total	Staff	USDA	Other	Q3 Total	Staff	USDA	Other	Q4 Total	Total
	None Removed	0	0	0	0	0	0	0	0	0	0	0	0	0	0	0	0	0
Number of Species:		0	0	0	0	0	0	0	0	0	0	0	0	0	0	0	0	0

Cedar Key Scrub		July - Sep 2010				Oct - Dec 2010				Jan - Mar 2011				Apr - Jun 2011				Annual
Common Name	Scientific Name	Staff	USDA	Other	Q1 Total	Staff	USDA	Other	Q2 Total	Staff	USDA	Other	Q3 Total	Staff	USDA	Other	Q4 Total	Total
Feral hog	<i>Sus scrofa</i>	0	0	4	4	0	0	8	8	0	0	0	0	0	0	0	0	12
Coyote	<i>Canis latrans</i>	0	0	0	0	1	0	0	1	0	0	0	0	0	0	0	0	1
Number of Species:		2	0	0	4	1	0	8	9	0	0	0	0	0	0	0	0	13

Crystal River Archeological		July - Sep 2010				Oct - Dec 2010				Jan - Mar 2011				Apr - Jun 2011				Annual
Common Name	Scientific Name	Staff	USDA	Other	Q1 Total	Staff	USDA	Other	Q2 Total	Staff	USDA	Other	Q3 Total	Staff	USDA	Other	Q4 Total	Total
Feral hog	<i>Sus scrofa</i>	4	0	0	4	0	0	0	0	0	0	0	0	0	0	0	0	4
Number of Species:		1	4	0	4	0	0	0	0	0	0	0	0	0	0	0	0	4

Florida Park Service
Exotic and Nuisance Animal Removal
 Fiscal Year 2010-2011

Crystal River Preserve		July - Sep 2010				Oct - Dec 2010				Jan - Mar 2011				Apr - Jun 2011				Annual
Common Name	Scientific Name	Staff	USDA	Other	Q1 Total	Staff	USDA	Other	Q2 Total	Staff	USDA	Other	Q3 Total	Staff	USDA	Other	Q4 Total	Total
Feral hog	<i>Sus scrofa</i>	0	0	18	18	0	0	33	33	2	0	14	16	0	0	18	18	85
Number of Species:		1	0	0	18	0	0	33	33	2	0	14	16	0	0	18	18	85

Devil's Millhopper		July - Sep 2010				Oct - Dec 2010				Jan - Mar 2011				Apr - Jun 2011				Annual
Common Name	Scientific Name	Staff	USDA	Other	Q1 Total	Staff	USDA	Other	Q2 Total	Staff	USDA	Other	Q3 Total	Staff	USDA	Other	Q4 Total	Total
	None Removed	0	0	0	0	0	0	0	0	0	0	0	0	0	0	0	0	0
Number of Species:		0	0	0	0	0	0	0	0	0	0	0	0	0	0	0	0	0

Dudley Farm		July - Sep 2010				Oct - Dec 2010				Jan - Mar 2011				Apr - Jun 2011				Annual
Common Name	Scientific Name	Staff	USDA	Other	Q1 Total	Staff	USDA	Other	Q2 Total	Staff	USDA	Other	Q3 Total	Staff	USDA	Other	Q4 Total	Total
Raccoon	<i>Procyon lotor</i>	0	0	0	0	0	0	0	0	0	0	0	0	2	0	0	2	2
Number of Species:		1	0	0	0	0	0	0	0	0	0	0	0	2	0	0	2	2

Ellie Schiller Homosassa Springs		July - Sep 2010				Oct - Dec 2010				Jan - Mar 2011				Apr - Jun 2011				Annual
Common Name	Scientific Name	Staff	USDA	Other	Q1 Total	Staff	USDA	Other	Q2 Total	Staff	USDA	Other	Q3 Total	Staff	USDA	Other	Q4 Total	Total
	None Removed	0	0	0	0	0	0	0	0	0	0	0	0	0	0	0	0	0
Number of Species:		0	0	0	0	0	0	0	0	0	0	0	0	0	0	0	0	0

Fanning Springs		July - Sep 2010				Oct - Dec 2010				Jan - Mar 2011				Apr - Jun 2011				Annual
Common Name	Scientific Name	Staff	USDA	Other	Q1 Total	Staff	USDA	Other	Q2 Total	Staff	USDA	Other	Q3 Total	Staff	USDA	Other	Q4 Total	Total
Feral hog	<i>Sus scrofa</i>	0	0	0	0	2	0	0	2	11	0	0	11	0	0	0	0	13
Feral cat	<i>Felis catus</i>	0	0	0	0	6	0	0	6	0	0	0	0	0	0	0	0	6
Number of Species:		2	0	0	0	8	0	0	8	11	0	0	11	0	0	0	0	19

Florida Park Service
Exotic and Nuisance Animal Removal
 Fiscal Year 2010-2011

Fernandina Plaza		July - Sep 2010				Oct - Dec 2010				Jan - Mar 2011				Apr - Jun 2011				Annual	
Common Name	Scientific Name	Staff	USDA	Other	Q1 Total	Staff	USDA	Other	Q2 Total	Staff	USDA	Other	Q3 Total	Staff	USDA	Other	Q4 Total	Total	
	None Removed	0	0	0	0	0	0	0	0	0	0	0	0	0	0	0	0	0	0
Number of Species:		0	0	0	0	0	0	0	0	0	0	0	0	0	0	0	0	0	0

Forest Capital		July - Sep 2010				Oct - Dec 2010				Jan - Mar 2011				Apr - Jun 2011				Annual	
Common Name	Scientific Name	Staff	USDA	Other	Q1 Total	Staff	USDA	Other	Q2 Total	Staff	USDA	Other	Q3 Total	Staff	USDA	Other	Q4 Total	Total	
	None Removed	0	0	0	0	0	0	0	0	0	0	0	0	0	0	0	0	0	0
Number of Species:		0	0	0	0	0	0	0	0	0	0	0	0	0	0	0	0	0	0

Fort Clinch		July - Sep 2010				Oct - Dec 2010				Jan - Mar 2011				Apr - Jun 2011				Annual	
Common Name	Scientific Name	Staff	USDA	Other	Q1 Total	Staff	USDA	Other	Q2 Total	Staff	USDA	Other	Q3 Total	Staff	USDA	Other	Q4 Total	Total	
	None Removed	0	0	0	0	0	0	0	0	0	0	0	0	0	0	0	0	0	0
Number of Species:		0	0	0	0	0	0	0	0	0	0	0	0	0	0	0	0	0	0

Fort Cooper		July - Sep 2010				Oct - Dec 2010				Jan - Mar 2011				Apr - Jun 2011				Annual
Common Name	Scientific Name	Staff	USDA	Other	Q1 Total	Staff	USDA	Other	Q2 Total	Staff	USDA	Other	Q3 Total	Staff	USDA	Other	Q4 Total	Total
Feral hog	<i>Sus scrofa</i>	0	0	0	0	0	0	0	0	0	0	0	0	37	0	0	37	37
Number of Species:		1	0	0	0	0	0	0	0	0	0	0	0	37	0	0	37	37

Fort George Island		July - Sep 2010				Oct - Dec 2010				Jan - Mar 2011				Apr - Jun 2011				Annual	
Common Name	Scientific Name	Staff	USDA	Other	Q1 Total	Staff	USDA	Other	Q2 Total	Staff	USDA	Other	Q3 Total	Staff	USDA	Other	Q4 Total	Total	
	None Removed	0	0	0	0	0	0	0	0	0	0	0	0	0	0	0	0	0	0
Number of Species:		0	0	0	0	0	0	0	0	0	0	0	0	0	0	0	0	0	0

Florida Park Service
Exotic and Nuisance Animal Removal
 Fiscal Year 2010-2011

Ichetucknee Springs		July - Sep 2010				Oct - Dec 2010				Jan - Mar 2011				Apr - Jun 2011				Annual	
		Staff	USDA	Other	Q1 Total	Staff	USDA	Other	Q2 Total	Staff	USDA	Other	Q3 Total	Staff	USDA	Other	Q4 Total	Total	
Common Name	Scientific Name																		
	None Removed	17	0	0	17	0	14	0	14	0	17	0	17	0	23	0	23	71	
Number of Species:		1	17	0	0	17	0	14	0	14	0	17	0	17	0	23	0	23	71

Lafayette Blue Springs		July - Sep 2010				Oct - Dec 2010				Jan - Mar 2011				Apr - Jun 2011				Annual	
		Staff	USDA	Other	Q1 Total	Staff	USDA	Other	Q2 Total	Staff	USDA	Other	Q3 Total	Staff	USDA	Other	Q4 Total	Total	
Common Name	Scientific Name																		
	None Removed	0	0	0	0	0	0	0	0	0	0	0	0	0	0	0	0	0	
Number of Species:		0	0	0	0	0	0	0	0	0	0	0	0	0	0	0	0	0	0

Little Talbot Island		July - Sep 2010				Oct - Dec 2010				Jan - Mar 2011				Apr - Jun 2011				Annual	
		Staff	USDA	Other	Q1 Total	Staff	USDA	Other	Q2 Total	Staff	USDA	Other	Q3 Total	Staff	USDA	Other	Q4 Total	Total	
Common Name	Scientific Name																		
Feral cat	<i>Felis catus</i>	1	0	0	1	0	0	0	0	0	0	0	0	0	0	0	0	1	
Raccoon	<i>Procyon lotor</i>	0	0	0	0	0	0	0	0	2	0	0	2	0	0	0	0	2	
Number of Species:		2	1	0	0	1	0	0	0	0	2	0	0	2	0	0	0	0	3

Madison Blue Springs		July - Sep 2010				Oct - Dec 2010				Jan - Mar 2011				Apr - Jun 2011				Annual	
		Staff	USDA	Other	Q1 Total	Staff	USDA	Other	Q2 Total	Staff	USDA	Other	Q3 Total	Staff	USDA	Other	Q4 Total	Total	
Common Name	Scientific Name																		
	None Removed	0	0	0	0	0	0	0	0	0	0	0	0	0	0	0	0	0	
Number of Species:		0	0	0	0	0	0	0	0	0	0	0	0	0	0	0	0	0	0

Manatee Springs		July - Sep 2010				Oct - Dec 2010				Jan - Mar 2011				Apr - Jun 2011				Annual	
		Staff	USDA	Other	Q1 Total	Staff	USDA	Other	Q2 Total	Staff	USDA	Other	Q3 Total	Staff	USDA	Other	Q4 Total	Total	
Common Name	Scientific Name																		
Feral hog	<i>Sus scrofa</i>	31	0	0	31	16	0	0	16	15	0	0	15	35	0	0	35	97	
Nine-banded armadillo	<i>Dasyus novemcinctus</i>	6	0	0	6	37	0	0	37	17	0	0	17	3	0	0	3	63	
Feral cat	<i>Felis catus</i>	2	0	0	2	0	0	0	0	0	0	0	0	1	0	0	1	3	
Virginia opossum	<i>Didelphis virginiana</i>	0	0	0	0	1	0	0	1	0	0	0	0	0	0	0	0	1	
Raccoon	<i>Procyon lotor</i>	0	0	0	0	0	0	0	0	0	0	0	0	3	0	0	3	3	
Number of Species:		5	39	0	0	39	54	0	0	54	32	0	0	32	42	0	0	42	167

Florida Park Service
Exotic and Nuisance Animal Removal
 Fiscal Year 2010-2011

MK Rawlings		July - Sep 2010				Oct - Dec 2010				Jan - Mar 2011				Apr - Jun 2011				Annual
		Staff	USDA	Other	Q1 Total	Staff	USDA	Other	Q2 Total	Staff	USDA	Other	Q3 Total	Staff	USDA	Other	Q4 Total	Total
Common Name	Scientific Name																	
	None Removed	0	0	0	0	0	0	0	0	0	0	0	0	0	0	0	0	0
Number of Species:		0	0	0	0	0	0	0	0	0	0	0	0	0	0	0	0	0

Mike Roess Gold Head Branch		July - Sep 2010				Oct - Dec 2010				Jan - Mar 2011				Apr - Jun 2011				Annual
		Staff	USDA	Other	Q1 Total	Staff	USDA	Other	Q2 Total	Staff	USDA	Other	Q3 Total	Staff	USDA	Other	Q4 Total	Total
Common Name	Scientific Name																	
	None Removed	0	0	0	0	0	0	0	0	0	0	0	0	0	0	0	0	0
Number of Species:		0	0	0	0	0	0	0	0	0	0	0	0	0	0	0	0	0

O'Leno-River Rise		July - Sep 2010				Oct - Dec 2010				Jan - Mar 2011				Apr - Jun 2011				Annual
		Staff	USDA	Other	Q1 Total	Staff	USDA	Other	Q2 Total	Staff	USDA	Other	Q3 Total	Staff	USDA	Other	Q4 Total	Total
Common Name	Scientific Name																	
Feral hog	<i>Sus scrofa</i>	5	0	0	5	0	0	0	0	0	0	0	0	0	0	0	0	5
Gray squirrel	<i>Sciurus carolinensis</i>	0	0	0	0	0	0	0	0	0	0	0	0	7	0	0	7	7
Number of Species:		2	5	0	5	0	0	0	0	0	0	0	0	7	0	0	7	12

Paynes Prairie		July - Sep 2010				Oct - Dec 2010				Jan - Mar 2011				Apr - Jun 2011				Annual
		Staff	USDA	Other	Q1 Total	Staff	USDA	Other	Q2 Total	Staff	USDA	Other	Q3 Total	Staff	USDA	Other	Q4 Total	Total
Common Name	Scientific Name																	
Feral hog	<i>Sus scrofa</i>	19	0	0	19	25	9	0	34	16	16	0	32	73	13	0	86	171
Number of Species:		1	19	0	19	25	9	0	34	16	16	0	32	73	13	0	86	171

Peacock Springs		July - Sep 2010				Oct - Dec 2010				Jan - Mar 2011				Apr - Jun 2011				Annual
		Staff	USDA	Other	Q1 Total	Staff	USDA	Other	Q2 Total	Staff	USDA	Other	Q3 Total	Staff	USDA	Other	Q4 Total	Total
Common Name	Scientific Name																	
	None Removed	0	0	0	0	0	0	0	0	0	0	0	0	0	0	0	0	0
Number of Species:		0	0	0	0	0	0	0	0	0	0	0	0	0	0	0	0	0

Florida Park Service
Exotic and Nuisance Animal Removal
 Fiscal Year 2010-2011

Pumpkin Hill		July - Sep 2010				Oct - Dec 2010				Jan - Mar 2011				Apr - Jun 2011				Annual
Common Name	Scientific Name	Staff	USDA	Other	Q1 Total	Staff	USDA	Other	Q2 Total	Staff	USDA	Other	Q3 Total	Staff	USDA	Other	Q4 Total	Total
Feral hog	<i>Sus scrofa</i>	3	0	0	3	3	0	0	3	9	0	0	9	1	0	0	1	16
Gray fox	<i>Urocyon cinereoargenteus</i>	0	0	0	0	1	0	0	1	0	0	0	0	0	0	0	0	1
Raccoon	<i>Procyon lotor</i>	0	0	0	0	1	0	0	1	0	0	0	0	0	0	0	0	1
Number of Species:		3	3	0	3	5	0	0	5	9	0	0	9	1	0	0	1	18

Rainbow Springs		July - Sep 2010				Oct - Dec 2010				Jan - Mar 2011				Apr - Jun 2011				Annual
Common Name	Scientific Name	Staff	USDA	Other	Q1 Total	Staff	USDA	Other	Q2 Total	Staff	USDA	Other	Q3 Total	Staff	USDA	Other	Q4 Total	Total
	None Removed	0	0	0	0	0	0	0	0	0	0	0	0	0	0	0	0	0
Number of Species:		0	0	0	0	0	0	0	0	0	0	0	0	0	0	0	0	0

San Felasco Hammock		July - Sep 2010				Oct - Dec 2010				Jan - Mar 2011				Apr - Jun 2011				Annual
Common Name	Scientific Name	Staff	USDA	Other	Q1 Total	Staff	USDA	Other	Q2 Total	Staff	USDA	Other	Q3 Total	Staff	USDA	Other	Q4 Total	Total
Feral hog	<i>Sus scrofa</i>	0	0	72	72	0	0	41	41	0	0	47	47	0	0	0	0	160
Number of Species:		1	0	0	72	0	0	41	41	0	0	47	47	0	0	0	0	160

Stephen Foster		July - Sep 2010				Oct - Dec 2010				Jan - Mar 2011				Apr - Jun 2011				Annual
Common Name	Scientific Name	Staff	USDA	Other	Q1 Total	Staff	USDA	Other	Q2 Total	Staff	USDA	Other	Q3 Total	Staff	USDA	Other	Q4 Total	Total
Feral hog	<i>Sus scrofa</i>	8	0	0	8	0	0	0	0	0	0	0	0	0	0	0	0	8
Nine-banded armadillo	<i>Dasypus novemcinctus</i>	4	0	0	4	2	0	0	2	0	0	0	0	0	0	0	0	6
Feral cat	<i>Felis catus</i>	0	0	0	0	0	0	0	0	5	0	0	5	2	0	0	2	7
Number of Species:		3	12	0	12	2	0	0	2	5	0	0	5	2	0	0	2	21

Suwannee River		July - Sep 2010				Oct - Dec 2010				Jan - Mar 2011				Apr - Jun 2011				Annual
Common Name	Scientific Name	Staff	USDA	Other	Q1 Total	Staff	USDA	Other	Q2 Total	Staff	USDA	Other	Q3 Total	Staff	USDA	Other	Q4 Total	Total
Feral hog	<i>Sus scrofa</i>	0	0	0	0	0	0	0	0	20	0	0	20	23	0	0	23	43
Nine-banded armadillo	<i>Dasypus novemcinctus</i>	0	0	0	0	0	0	0	0	1	0	0	1	0	0	0	0	1
Number of Species:		2	0	0	0	0	0	0	0	21	0	0	21	23	0	0	23	44

Florida Park Service
Exotic and Nuisance Animal Removal
 Fiscal Year 2010-2011

Troy Springs		July - Sep 2010				Oct - Dec 2010				Jan - Mar 2011				Apr - Jun 2011				Annual
		Staff	USDA	Other	Q1 Total	Staff	USDA	Other	Q2 Total	Staff	USDA	Other	Q3 Total	Staff	USDA	Other	Q4 Total	Total
Common Name	Scientific Name	0	0	0	0	0	0	0	0	0	0	0	0	0	0	0	0	0
	None Removed	0	0	0	0	0	0	0	0	0	0	0	0	0	0	0	0	0
Number of Species:		0	0	0	0	0	0	0	0	0	0	0	0	0	0	0	0	0

Wacassassa Bay		July - Sep 2010				Oct - Dec 2010				Jan - Mar 2011				Apr - Jun 2011				Annual
		Staff	USDA	Other	Q1 Total	Staff	USDA	Other	Q2 Total	Staff	USDA	Other	Q3 Total	Staff	USDA	Other	Q4 Total	Total
Common Name	Scientific Name	0	0	0	0	0	0	0	0	0	0	0	0	0	0	0	0	0
	None Removed	0	0	0	0	0	0	0	0	0	0	0	0	0	0	0	0	0
Number of Species:		0	0	0	0	0	0	0	0	0	0	0	0	0	0	0	0	0

Yellow Bluff		July - Sep 2010				Oct - Dec 2010				Jan - Mar 2011				Apr - Jun 2011				Annual
		Staff	USDA	Other	Q1 Total	Staff	USDA	Other	Q2 Total	Staff	USDA	Other	Q3 Total	Staff	USDA	Other	Q4 Total	Total
Common Name	Scientific Name	0	0	0	0	0	0	0	0	0	0	0	0	0	0	0	0	0
	None Removed	0	0	0	0	0	0	0	0	0	0	0	0	0	0	0	0	0
Number of Species:		0	0	0	0	0	0	0	0	0	0	0	0	0	0	0	0	0

Yulee Sugar Mill		July - Sep 2010				Oct - Dec 2010				Jan - Mar 2011				Apr - Jun 2011				Annual
		Staff	USDA	Other	Q1 Total	Staff	USDA	Other	Q2 Total	Staff	USDA	Other	Q3 Total	Staff	USDA	Other	Q4 Total	Total
Common Name	Scientific Name	0	0	0	0	0	0	0	0	0	0	0	0	0	0	0	0	0
	None Removed	0	0	0	0	0	0	0	0	0	0	0	0	0	0	0	0	0
Number of Species:		0	0	0	0	0	0	0	0	0	0	0	0	0	0	0	0	0

District Two		July - Sep 2010				Oct - Dec 2010				Jan - Mar 2011				Apr - Jun 2011				Annual
		Staff	USDA	Other	Q1 Total	Staff	USDA	Other	Q2 Total	Staff	USDA	Other	Q3 Total	Staff	USDA	Other	Q4 Total	Total
Grand totals		101	0	94	195	101	23	82	206	114	33	61	208	187	36	18	241	850

Florida Park Service
Exotic and Nuisance Animal Removal
 Fiscal Year 2010-2011

DISTRICT THREE

Addison Blockhouse		July - Sep 2010				Oct - Dec 2010				Jan - Mar 2011				Apr - Jun 2011				Annual
Common Name	Scientific Name	Staff	USDA	Other	Q1 Total	Staff	USDA	Other	Q2 Total	Staff	USDA	Other	Q3 Total	Staff	USDA	Other	Q4 Total	Total
Nine-banded armadillo	<i>Dasyus novemcinctus</i>	0	0	0	0	0	0	0	0	0	0	0	0	2	0	0	2	2
Number of Species:		1	0	0	0	0	0	0	0	0	0	0	0	2	0	0	2	2

A.D. Broussard Catfish Creek		July - Sep 2010				Oct - Dec 2010				Jan - Mar 2011				Apr - Jun 2011				Annual	
Common Name	Scientific Name	Staff	USDA	Other	Q1 Total	Staff	USDA	Other	Q2 Total	Staff	USDA	Other	Q3 Total	Staff	USDA	Other	Q4 Total	Total	
Feral hog	<i>Sus scrofa</i>	0	0	0	0	8	0	0	8	0	0	0	0	0	0	0	0	0	8
Number of Species:		1	0	0	0	8	0	0	8	0	0	0	0	0	0	0	0	0	8

Anastasia		July - Sep 2010				Oct - Dec 2010				Jan - Mar 2011				Apr - Jun 2011				Annual
Common Name	Scientific Name	Staff	USDA	Other	Q1 Total	Staff	USDA	Other	Q2 Total	Staff	USDA	Other	Q3 Total	Staff	USDA	Other	Q4 Total	Total
Raccoon	<i>Procyon lotor</i>	6	0	0	6	0	0	0	0	0	6	0	6	0	0	0	0	12
Virginia opossum	<i>Didelphis virginiana</i>	6	0	0	6	0	0	0	0	0	0	0	0	0	0	0	0	6
Feral cat	<i>Felis catus</i>	5	0	0	5	0	0	0	0	1	0	0	1	0	0	0	0	6
Coyote	<i>Canis latrans</i>	0	1	0	1	0	0	0	0	0	0	0	0	0	0	0	0	1
Nine-banded armadillo	<i>Dasyus novemcinctus</i>	0	0	0	0	0	0	0	0	0	1	0	1	0	0	0	0	1
Number of Species:		5	17	1	18	0	0	0	0	1	7	0	8	0	0	0	0	26

Blue Spring		July - Sep 2010				Oct - Dec 2010				Jan - Mar 2011				Apr - Jun 2011				Annual
Common Name	Scientific Name	Staff	USDA	Other	Q1 Total	Staff	USDA	Other	Q2 Total	Staff	USDA	Other	Q3 Total	Staff	USDA	Other	Q4 Total	Total
Vermiculated sailfin catfish	<i>Pterygoplichthys disjunctivus</i>	0	0	137	137	0	0	595	595	0	0	776	776	0	0	3	3	1,511
Feral cat	<i>Felis catus</i>	1	0	0	1	2	0	0	2	3	0	0	3	5	0	0	5	11
Raccoon	<i>Procyon lotor</i>	2	0	0	2	5	0	0	5	1	0	0	1	3	0	0	3	11
Feral dog	<i>Canis familiaris</i>	1	0	0	1	0	0	0	0	0	0	0	0	0	0	0	0	1
Tilapia	<i>Oreochromis sp.</i>	6	0	0	6	0	0	5	5	0	0	6	6	25	0	0	25	42
Cuban treefrog	<i>Osteopilus septentrionalis</i>	1	0	0	1	0	0	0	0	0	0	0	0	0	0	0	0	1
Black pacu	<i>Colossoma macropomum</i>	0	0	0	0	0	0	0	0	0	0	1	1	0	0	0	0	1

Florida Park Service
Exotic and Nuisance Animal Removal
 Fiscal Year 2010-2011

Red-eared slider	<i>Trachemys scripta elegans</i>	0	0	0	0	0	0	0	0	0	0	1	1	1	0	0	1	2	
False map turtle	<i>Graptemys pseudogeographica</i>	0	0	0	0	0	0	0	0	0	0	1	1	0	0	0	0	1	
Grass carp	<i>Ctenopharyngodon idella</i>	0	0	0	0	0	0	0	0	0	0	0	0	0	0	2	2	2	
Number of Species:		10	11	0	137	148	7	0	600	607	4	0	785	789	34	0	5	39	1,583

Bulow Creek		July - Sep 2010				Oct - Dec 2010				Jan - Mar 2011				Apr - Jun 2011				Annual	
Common Name	Scientific Name	Staff	USDA	Other	Q1 Total	Staff	USDA	Other	Q2 Total	Staff	USDA	Other	Q3 Total	Staff	USDA	Other	Q4 Total	Total	
Feral hog	<i>Sus scrofa</i>	4	0	1	5	29	0	21	50	30	0	0	30	20	0	2	22	107	
Nine-banded armadillo	<i>Dasypus novemcinctus</i>	3	0	0	3	10	0	0	10	23	0	0	23	3	0	0	3	39	
Raccoon	<i>Procyon lotor</i>	0	0	0	0	2	0	0	2	2	0	0	2	3	0	0	3	7	
Cuban treefrog	<i>Osteopilus septentrionalis</i>	0	0	0	0	0	0	0	0	0	0	0	0	2	0	0	2	2	
Tilapia	<i>Oreochromis sp.</i>	0	0	0	0	0	0	0	0	0	0	0	0	2	0	0	2	2	
Feral cat	<i>Felis catus</i>	0	0	0	0	0	0	0	0	0	0	0	0	3	0	0	3	3	
Number of Species:		6	7	0	1	8	41	0	21	62	55	0	0	55	33	0	2	35	160

Bulow Plantation		July - Sep 2010				Oct - Dec 2010				Jan - Mar 2011				Apr - Jun 2011				Annual	
Common Name	Scientific Name	Staff	USDA	Other	Q1 Total	Staff	USDA	Other	Q2 Total	Staff	USDA	Other	Q3 Total	Staff	USDA	Other	Q4 Total	Total	
Feral hog	<i>Sus scrofa</i>	2	0	0	2	0	0	0	0	0	0	0	0	0	0	0	0	2	
Nine-banded armadillo	<i>Dasypus novemcinctus</i>	0	0	0	0	6	0	0	6	4	0	0	4	0	0	0	0	10	
Number of Species:		2	2	0	0	2	6	0	6	4	0	0	4	0	0	0	0	0	12

Colt Creek		July - Sep 2010				Oct - Dec 2010				Jan - Mar 2011				Apr - Jun 2011				Annual	
Common Name	Scientific Name	Staff	USDA	Other	Q1 Total	Staff	USDA	Other	Q2 Total	Staff	USDA	Other	Q3 Total	Staff	USDA	Other	Q4 Total	Total	
Feral hog	<i>Sus scrofa</i>	47	0	0	47	13	0	18	31	0	0	32	32	0	0	28	28	138	
Nine-banded armadillo	<i>Dasypus novemcinctus</i>	31	0	0	31	29	0	127	156	10	0	103	113	1	0	16	17	317	
Coyote	<i>Canis latrans</i>	4	0	0	4	0	0	1	1	0	0	0	0	1	0	0	1	6	
Cuban treefrog	<i>Osteopilus septentrionalis</i>	0	0	0	0	0	0	0	0	1	0	0	1	0	0	0	0	1	
Number of Species:		4	82	0	0	82	42	0	146	188	11	0	135	146	2	0	44	46	462

Florida Park Service
Exotic and Nuisance Animal Removal
 Fiscal Year 2010-2011

DeLeon Springs		July - Sep 2010				Oct - Dec 2010				Jan - Mar 2011				Apr - Jun 2011				Annual	
Common Name	Scientific Name	Staff	USDA	Other	Q1 Total	Staff	USDA	Other	Q2 Total	Staff	USDA	Other	Q3 Total	Staff	USDA	Other	Q4 Total	Total	
Feral cat	<i>Felis catus</i>	1	0	0	1	5	0	0	5	1	0	0	1	0	0	0	0	0	7
Nine-banded armadillo	<i>Dasybus novemcinctus</i>	1	0	0	1	1	0	0	1	0	0	0	0	3	0	0	3	5	
Feral hog	<i>Sus scrofa</i>	0	0	0	0	0	0	0	0	1	0	0	1	0	0	0	0	1	
Raccoon	<i>Procyon lotor</i>	0	0	0	0	0	0	0	0	0	0	0	0	1	0	0	1	1	
Number of Species:		4	2	0	0	2	6	0	0	6	2	0	0	2	4	0	0	4	14

Dunns Creek		July - Sep 2010				Oct - Dec 2010				Jan - Mar 2011				Apr - Jun 2011				Annual
Common Name	Scientific Name	Staff	USDA	Other	Q1 Total	Staff	USDA	Other	Q2 Total	Staff	USDA	Other	Q3 Total	Staff	USDA	Other	Q4 Total	Total
Feral hog	<i>Sus scrofa</i>	0	0	0	0	0	0	0	0	0	2	0	2	0	20	0	20	22
Number of Species:		1	0	0	0	0	0	0	0	0	2	0	2	0	20	0	20	22

Faver-Dykes		July - Sep 2010				Oct - Dec 2010				Jan - Mar 2011				Apr - Jun 2011				Annual	
Common Name	Scientific Name	Staff	USDA	Other	Q1 Total	Staff	USDA	Other	Q2 Total	Staff	USDA	Other	Q3 Total	Staff	USDA	Other	Q4 Total	Total	
Feral hog	<i>Sus scrofa</i>	4	0	0	4	22	0	0	22	1	4		5	20	1	0	21	52	
Nine-banded armadillo	<i>Dasybus novemcinctus</i>	2	0	0	2	23	0	0	23	34	0	0	34	6	0	0	6	65	
Feral cat	<i>Felis catus</i>	1	0	0	1	0	0	0	0	0	0	0	0	0	0	0	0	1	
Raccoon	<i>Procyon lotor</i>	0	0	0	0	0	0	0	0	0	0	0	0	1	0	0	1	1	
Number of Species:		4	7	0	0	7	45	0	0	45	35	4	0	39	27	1	0	28	119

Fort Mose		July - Sep 2010				Oct - Dec 2010				Jan - Mar 2011				Apr - Jun 2011				Annual
Common Name	Scientific Name	Staff	USDA	Other	Q1 Total	Staff	USDA	Other	Q2 Total	Staff	USDA	Other	Q3 Total	Staff	USDA	Other	Q4 Total	Total
	None Removed	0	0	0	0	0	0	0	0	0	0	0	0	0	0	0	0	0
Number of Species:		0	0	0	0	0	0	0	0	0	0	0	0	0	0	0	0	0

Florida Park Service
Exotic and Nuisance Animal Removal
 Fiscal Year 2010-2011

		July - Sep 2010				Oct - Dec 2010				Jan - Mar 2011				Apr - Jun 2011				Annual
		Staff	USDA	Other	Q1 Total	Staff	USDA	Other	Q2 Total	Staff	USDA	Other	Q3 Total	Staff	USDA	Other	Q4 Total	Total
Common Name	Scientific Name																	
Nine-banded armadillo	<i>Dasyurus novemcinctus</i>	0	0	1	1	0	0	3	3	0	0	0	0	0	0	0	0	4
Number of Species:		1	0	0	1	0	0	3	3	0	0	0	0	0	0	0	0	4

		July - Sep 2010				Oct - Dec 2010				Jan - Mar 2011				Apr - Jun 2011				Annual
		Staff	USDA	Other	Q1 Total	Staff	USDA	Other	Q2 Total	Staff	USDA	Other	Q3 Total	Staff	USDA	Other	Q4 Total	Total
Common Name	Scientific Name																	
	None Removed	0	0	0	0	0	0	0	0	0	0	0	0	0	0	0	0	0
Number of Species:		0	0	0	0	0	0	0	0	0	0	0	0	0	0	0	0	0

		July - Sep 2010				Oct - Dec 2010				Jan - Mar 2011				Apr - Jun 2011				Annual
		Staff	USDA	Other	Q1 Total	Staff	USDA	Other	Q2 Total	Staff	USDA	Other	Q3 Total	Staff	USDA	Other	Q4 Total	Total
Common Name	Scientific Name																	
	None Removed	0	0	0	0	0	0	0	0	0	0	0	0	0	0	0	0	0
Number of Species:		0	0	0	0	0	0	0	0	0	0	0	0	0	0	0	0	0

		July - Sep 2010				Oct - Dec 2010				Jan - Mar 2011				Apr - Jun 2011				Annual
		Staff	USDA	Other	Q1 Total	Staff	USDA	Other	Q2 Total	Staff	USDA	Other	Q3 Total	Staff	USDA	Other	Q4 Total	Total
Common Name	Scientific Name																	
	None Removed	0	0	0	0	0	0	0	0	0	0	0	0	0	0	0	0	0
Number of Species:		0	0	0	0	0	0	0	0	0	0	0	0	0	0	0	0	0

		July - Sep 2010				Oct - Dec 2010				Jan - Mar 2011				Apr - Jun 2011				Annual
		Staff	USDA	Other	Q1 Total	Staff	USDA	Other	Q2 Total	Staff	USDA	Other	Q3 Total	Staff	USDA	Other	Q4 Total	Total
Common Name	Scientific Name																	
Feral hog	<i>Sus scrofa</i>	0	0	59	59	0	0	27	27	0	0	41	41	12	0	6	18	145
Nine-banded armadillo	<i>Dasyurus novemcinctus</i>	1	0	0	1	0	0	0	0	2	0	0	2	0	0	0	0	3
Number of Species:		2	1	0	60	0	0	27	27	2	0	41	43	12	0	6	18	148

Florida Park Service
Exotic and Nuisance Animal Removal
 Fiscal Year 2010-2011

Lake Griffin		July - Sep 2010				Oct - Dec 2010				Jan - Mar 2011				Apr - Jun 2011				Annual
		Staff	USDA	Other	Q1 Total	Staff	USDA	Other	Q2 Total	Staff	USDA	Other	Q3 Total	Staff	USDA	Other	Q4 Total	Total
Common Name	Scientific Name																	
Feral cat	<i>Felis catus</i>	0	0	1	1	1	0	0	1	0	0	0	0	0	0	0	0	0
Number of Species:		1	0	0	1	1	0	0	1	0	0	0	0	0	0	0	0	2

Lake Kissimmee		July - Sep 2010				Oct - Dec 2010				Jan - Mar 2011				Apr - Jun 2011				Annual
		Staff	USDA	Other	Q1 Total	Staff	USDA	Other	Q2 Total	Staff	USDA	Other	Q3 Total	Staff	USDA	Other	Q4 Total	Total
Common Name	Scientific Name																	
Feral hog	<i>Sus scrofa</i>	0	0	0	0	11	0	0	11	0	0	0	0	0	0	0	0	11
Nine-banded armadillo	<i>Dasypus novemcinctus</i>	0	0	0	0	5	0	0	5	0	0	0	0	0	0	0	0	5
Number of Species:		2	0	0	0	16	0	0	16	0	0	0	0	0	0	0	0	16

Lake Louisa		July - Sep 2010				Oct - Dec 2010				Jan - Mar 2011				Apr - Jun 2011				Annual
		Staff	USDA	Other	Q1 Total	Staff	USDA	Other	Q2 Total	Staff	USDA	Other	Q3 Total	Staff	USDA	Other	Q4 Total	Total
Common Name	Scientific Name																	
Feral hog	<i>Sus scrofa</i>	11	0	0	11	5	0	0	5	1	0	0	1	8	0	0	8	25
Nine-banded armadillo	<i>Dasypus novemcinctus</i>	7	0	0	7	29	0	0	29	6	0	0	6	1	0	0	1	43
Feral chicken	<i>Gallus gallus domesticus</i>	0	0	0	0	1	0	0	1	0	0	0	0	0	0	0	0	1
Number of Species:		3	18	0	18	35	0	0	35	7	0	0	7	9	0	0	9	69

Lower Wekiva		July - Sep 2010				Oct - Dec 2010				Jan - Mar 2011				Apr - Jun 2011				Annual
		Staff	USDA	Other	Q1 Total	Staff	USDA	Other	Q2 Total	Staff	USDA	Other	Q3 Total	Staff	USDA	Other	Q4 Total	Total
Common Name	Scientific Name																	
	None Removed	0	0	0	0	0	0	0	0	0	0	0	0	0	0	0	0	0
Number of Species:		0	0	0	0	0	0	0	0	0	0	0	0	0	0	0	0	0

North Peninsula		July - Sep 2010				Oct - Dec 2010				Jan - Mar 2011				Apr - Jun 2011				Annual
		Staff	USDA	Other	Q1 Total	Staff	USDA	Other	Q2 Total	Staff	USDA	Other	Q3 Total	Staff	USDA	Other	Q4 Total	Total
Common Name	Scientific Name																	
Nine-banded armadillo	<i>Dasypus novemcinctus</i>	0	0	3	3	0	0	1	1	0	0	2	2	0	0	0	0	6
Number of Species:		1	0	0	3	0	0	1	1	0	0	2	2	0	0	0	0	6

Florida Park Service
Exotic and Nuisance Animal Removal
 Fiscal Year 2010-2011

Ravine Gardens		July - Sep 2010				Oct - Dec 2010				Jan - Mar 2011				Apr - Jun 2011				Annual Total
		Staff	USDA	Other	Q1 Total	Staff	USDA	Other	Q2 Total	Staff	USDA	Other	Q3 Total	Staff	USDA	Other	Q4 Total	
Common Name	Scientific Name																	
	None Removed	0	0	0	0	0	0	0	0	0	0	0	0	0	0	0	0	0
Number of Species:		0	0	0	0	0	0	0	0	0	0	0	0	0	0	0	0	0

Rock Springs Run		July - Sep 2010				Oct - Dec 2010				Jan - Mar 2011				Apr - Jun 2011				Annual Total
		Staff	USDA	Other	Q1 Total	Staff	USDA	Other	Q2 Total	Staff	USDA	Other	Q3 Total	Staff	USDA	Other	Q4 Total	
Common Name	Scientific Name																	
Feral hog	<i>Sus scrofa</i>	0	0	0	0	3	0	6	9	9	0	0	9	0	0	0	0	18
Coyote	<i>Canis latrans</i>	0	0	0	0	1	0	0	1	1	0	0	1	0	0	0	0	2
Vermiculated sailfin catfish	<i>Pterygoplichthys disjunctivus</i>	0	0	0	0	0	0	0	0	0	0	108	108	0	0	0	0	108
Tilapia	<i>Oreochromis sp.</i>	0	0	0	0	0	0	0	0	2	0	0	2	0	0	0	0	2
Number of Species:		4	0	0	0	4	0	6	10	12	0	108	120	0	0	0	0	130

Sebastian Inlet		July - Sep 2010				Oct - Dec 2010				Jan - Mar 2011				Apr - Jun 2011				Annual Total
		Staff	USDA	Other	Q1 Total	Staff	USDA	Other	Q2 Total	Staff	USDA	Other	Q3 Total	Staff	USDA	Other	Q4 Total	
Common Name	Scientific Name																	
Raccoon	<i>Procyon lotor</i>	1	0	0	1	0	0	0	0	0	0	0	0	0	0	1	1	2
Green iguana	<i>Iguana iguana</i>	0	0	1	1	0	0	0	0	0	0	0	0	0	0	0	0	1
Nine-banded armadillo	<i>Dasypus novemcinctus</i>	0	0	0	0	0	0	0	0	0	0	0	0	0	0	1	1	1
Norway rat	<i>Rattus norvegicus</i>	0	0	0	0	0	0	0	0	0	0	0	0	0	0	1	1	1
Number of Species:		4	1	0	1	0	0	0	0	0	0	0	0	0	0	3	3	5

Silver River		July - Sep 2010				Oct - Dec 2010				Jan - Mar 2011				Apr - Jun 2011				Annual Total
		Staff	USDA	Other	Q1 Total	Staff	USDA	Other	Q2 Total	Staff	USDA	Other	Q3 Total	Staff	USDA	Other	Q4 Total	
Common Name	Scientific Name																	
Feral hog	<i>Sus scrofa</i>	0	0	0	0	0	0	0	0	6	0	0	6	0	0	0	0	6
Nine-banded armadillo	<i>Dasypus novemcinctus</i>	0	0	0	0	0	0	0	0	6	0	0	6	0	0	0	0	6
Number of Species:		2	0	0	0	0	0	0	0	12	0	0	12	0	0	0	0	12

Florida Park Service
Exotic and Nuisance Animal Removal
 Fiscal Year 2010-2011

St. Sebastian River		July - Sep 2010				Oct - Dec 2010				Jan - Mar 2011				Apr - Jun 2011				Annual Total	
		Staff	USDA	Other	Q1 Total	Staff	USDA	Other	Q2 Total	Staff	USDA	Other	Q3 Total	Staff	USDA	Other	Q4 Total		
Common Name	Scientific Name																		
Feral hog	<i>Sus scrofa</i>	23	0	61	84	17	0	92	109	36	0	74	110	127	0	0	127	430	
Tilapia	<i>Oreochromis sp.</i>	2	0	0	2	0	0	0	0	0	0	7	7	23	0	0	23	32	
Nine-banded armadillo	<i>Dasypus novemcinctus</i>	0	0	0	0	48	0	0	48	31	0	0	31	4	0	0	4	83	
Channeled apple snail	<i>Pomacea canaliculata</i>	0	0	0	0	0	0	0	0	0	0	0	0	26	0	0	26	26	
Number of Species:		4	25	0	61	86	65	0	92	157	67	0	81	148	180	0	0	180	571

Tomoka		July - Sep 2010				Oct - Dec 2010				Jan - Mar 2011				Apr - Jun 2011				Annual Total	
		Staff	USDA	Other	Q1 Total	Staff	USDA	Other	Q2 Total	Staff	USDA	Other	Q3 Total	Staff	USDA	Other	Q4 Total		
Common Name	Scientific Name																		
Raccoon	<i>Procyon lotor</i>	2	0	0	2	1	0	0	1	1	0	0	1	0	0	0	0	4	
Brown anole	<i>Anolis sagrei</i>	1	0	0	1	0	0	0	0	0	0	0	0	0	0	0	0	1	
Nine-banded armadillo	<i>Dasypus novemcinctus</i>	0	0	0	0	8	0	1	9	1	0	0	1	0	0	0	0	10	
Cotton mouse	<i>Peromyscus gossypinus</i>	0	0	0	0	0	0	0	0	0	0	0	0	2	0	0	2	2	
Feral cat	<i>Felis catus</i>	0	0	0	0	0	0	0	0	0	0	0	0	3	0	0	3	3	
Number of Species:		5	3	0	0	3	9	0	1	10	2	0	0	2	5	0	0	5	20

Washington Oaks		July - Sep 2010				Oct - Dec 2010				Jan - Mar 2011				Apr - Jun 2011				Annual Total	
		Staff	USDA	Other	Q1 Total	Staff	USDA	Other	Q2 Total	Staff	USDA	Other	Q3 Total	Staff	USDA	Other	Q4 Total		
Common Name	Scientific Name																		
	None Removed	0	0	0	0	0	0	0	0	0	0	0	0	0	0	0	0	0	
Number of Species:		0	0	0	0	0	0	0	0	0	0	0	0	0	0	0	0	0	0

Wekiwa Springs		July - Sep 2010				Oct - Dec 2010				Jan - Mar 2011				Apr - Jun 2011				Annual Total	
		Staff	USDA	Other	Q1 Total	Staff	USDA	Other	Q2 Total	Staff	USDA	Other	Q3 Total	Staff	USDA	Other	Q4 Total		
Common Name	Scientific Name																		
	None Removed	0	0	0	0	0	0	0	0	0	0	0	0	0	0	0	0	0	
Number of Species:		0	0	0	0	0	0	0	0	0	0	0	0	0	0	0	0	0	0

District Three		July - Sep 2010				Oct - Dec 2010				Jan - Mar 2011				Apr - Jun 2011				Annual Total
		Staff	USDA	Other	Q1 Total	Staff	USDA	Other	Q2 Total	Staff	USDA	Other	Q3 Total	Staff	USDA	Other	Q4 Total	
Grand totals		176	1	264	441	285	0	897	1,182	214	13	1152	1,379	308	21	60	389	3,391

Florida Park Service
Exotic and Nuisance Animal Removal
 Fiscal Year 2010-2011

DISTRICT FOUR

Alafia River		July - Sep 2010				Oct - Dec 2010				Jan - Mar 2011				Apr - Jun 2011				Annual	
Common Name	Scientific Name	Staff	USDA	Other	Q1 Total	Staff	USDA	Other	Q2 Total	Staff	USDA	Other	Q3 Total	Staff	USDA	Other	Q4 Total	Total	
American alligator	<i>Alligator mississippiensis</i>	0	0	2	2	0	0	0	0	0	0	0	0	0	0	0	0	0	2
Feral cat	<i>Felis catus</i>	0	0	0	0	0	0	0	0	1	0	0	1	0	0	0	0	0	1
Feral hog	<i>Sus scrofa</i>	0	0	39	39	0	0	7	7	0	0	8	8	0	0	17	17	71	
Nine-banded armadillo	<i>Dasypus novemcinctus</i>	0	0	0	0	8	0	0	8	5	0	0	5	1	0	0	1	14	
Number of Species:		4	0	0	41	8	0	7	15	6	0	8	14	1	0	17	18	88	

Anclote Key		July - Sep 2010				Oct - Dec 2010				Jan - Mar 2011				Apr - Jun 2011				Annual	
Common Name	Scientific Name	Staff	USDA	Other	Q1 Total	Staff	USDA	Other	Q2 Total	Staff	USDA	Other	Q3 Total	Staff	USDA	Other	Q4 Total	Total	
	None Removed	0	0	0	0	0	0	0	0	0	0	0	0	0	0	0	0	0	0
Number of Species:		0	0	0	0	0	0	0	0	0	0	0	0	0	0	0	0	0	0

Beker-South Fork		July - Sep 2010				Oct - Dec 2010				Jan - Mar 2011				Apr - Jun 2011				Annual	
Common Name	Scientific Name	Staff	USDA	Other	Q1 Total	Staff	USDA	Other	Q2 Total	Staff	USDA	Other	Q3 Total	Staff	USDA	Other	Q4 Total	Total	
	None Removed	0	0	0	0	0	0	0	0	0	0	0	0	0	0	0	0	0	0
Number of Species:		0	0	0	0	0	0	0	0	0	0	0	0	0	0	0	0	0	0

Beker-Wingate Creek		July - Sep 2010				Oct - Dec 2010				Jan - Mar 2011				Apr - Jun 2011				Annual
Common Name	Scientific Name	Staff	USDA	Other	Q1 Total	Staff	USDA	Other	Q2 Total	Staff	USDA	Other	Q3 Total	Staff	USDA	Other	Q4 Total	Total
Nine-banded armadillo	<i>Dasypus novemcinctus</i>	0	0	0	0	3	0	0	3	3	0	0	3	0	0	0	0	6
Feral hog	<i>Sus scrofa</i>	0	0	0	0	0	0	0	0	2	0	0	2	5	0	0	5	7
Number of Species:		2	0	0	0	3	0	0	3	5	0	0	5	5	0	0	5	13

Florida Park Service
Exotic and Nuisance Animal Removal
 Fiscal Year 2010-2011

Caladesi Island		July - Sep 2010				Oct - Dec 2010				Jan - Mar 2011				Apr - Jun 2011				Annual
		Staff	USDA	Other	Q1 Total	Staff	USDA	Other	Q2 Total	Staff	USDA	Other	Q3 Total	Staff	USDA	Other	Q4 Total	Total
Common Name	Scientific Name																	
	None Removed	0	0	0	0	0	0	0	0	0	0	0	0	0	0	0	0	0
Number of Species:		0	0	0	0	0	0	0	0	0	0	0	0	0	0	0	0	0

Cayo Costa		July - Sep 2010				Oct - Dec 2010				Jan - Mar 2011				Apr - Jun 2011				Annual
		Staff	USDA	Other	Q1 Total	Staff	USDA	Other	Q2 Total	Staff	USDA	Other	Q3 Total	Staff	USDA	Other	Q4 Total	Total
Common Name	Scientific Name																	
Raccoon	<i>Procyon lotor</i>	0	30	0	30	0	0	0	0	0	0	0	0	20	0	20	50	
Feral hog	<i>Sus scrofa</i>	0	6	0	6	0	0	0	0	0	0	0	4	0	0	4	10	
Number of Species:		2	36	0	36	0	0	0	0	0	0	0	4	20	0	24	60	

Charlotte Harbor		July - Sep 2010				Oct - Dec 2010				Jan - Mar 2011				Apr - Jun 2011				Annual
		Staff	USDA	Other	Q1 Total	Staff	USDA	Other	Q2 Total	Staff	USDA	Other	Q3 Total	Staff	USDA	Other	Q4 Total	Total
Common Name	Scientific Name																	
Feral hog	<i>Sus scrofa</i>	20	0	0	20	27	0	0	27	32	0	0	32	46	0	0	46	125
Feral cat	<i>Felis catus</i>	1	0	0	1	0	0	0	0	0	0	0	0	0	0	0	0	1
Number of Species:		2	21	0	21	27	0	0	27	32	0	0	32	46	0	0	46	126

Cockroach Bay		July - Sep 2010				Oct - Dec 2010				Jan - Mar 2011				Apr - Jun 2011				Annual
		Staff	USDA	Other	Q1 Total	Staff	USDA	Other	Q2 Total	Staff	USDA	Other	Q3 Total	Staff	USDA	Other	Q4 Total	Total
Common Name	Scientific Name																	
	None Removed	0	0	0	0	0	0	0	0	0	0	0	0	0	0	0	0	0
Number of Species:		0	0	0	0	0	0	0	0	0	0	0	0	0	0	0	0	0

Collier-Seminole		July - Sep 2010				Oct - Dec 2010				Jan - Mar 2011				Apr - Jun 2011				Annual
		Staff	USDA	Other	Q1 Total	Staff	USDA	Other	Q2 Total	Staff	USDA	Other	Q3 Total	Staff	USDA	Other	Q4 Total	Total
Common Name	Scientific Name																	
Burmese python	<i>Python molurus</i>	0	0	0	0	1	0	0	1	1	0	0	1	0	0	0	0	2
Number of Species:		1	0	0	0	1	0	0	1	1	0	0	1	0	0	0	0	2

Florida Park Service
Exotic and Nuisance Animal Removal
 Fiscal Year 2010-2011

Dade Battlefield		July - Sep 2010				Oct - Dec 2010				Jan - Mar 2011				Apr - Jun 2011				Annual	
Common Name	Scientific Name	Staff	USDA	Other	Q1 Total	Staff	USDA	Other	Q2 Total	Staff	USDA	Other	Q3 Total	Staff	USDA	Other	Q4 Total	Total	
	None Removed	0	0	0	0	0	0	0	0	0	0	0	0	0	0	0	0	0	0
Number of Species:		0	0	0	0	0	0	0	0	0	0	0	0	0	0	0	0	0	0

Delnor-Wiggins Pass		July - Sep 2010				Oct - Dec 2010				Jan - Mar 2011				Apr - Jun 2011				Annual
Common Name	Scientific Name	Staff	USDA	Other	Q1 Total	Staff	USDA	Other	Q2 Total	Staff	USDA	Other	Q3 Total	Staff	USDA	Other	Q4 Total	Total
Raccoon	<i>Procyon lotor</i>	29	0	0	29	6	0	0	6	8	0	0	8	5	0	0	5	48
Feral cat	<i>Felis catus</i>	1	0	0	1	3	0	0	3	1	0	0	1	0	0	0	0	5
Number of Species:		2	30	0	30	9	0	0	9	9	0	0	9	5	0	0	5	53

Don Pedro Island		July - Sep 2010				Oct - Dec 2010				Jan - Mar 2011				Apr - Jun 2011				Annual
Common Name	Scientific Name	Staff	USDA	Other	Q1 Total	Staff	USDA	Other	Q2 Total	Staff	USDA	Other	Q3 Total	Staff	USDA	Other	Q4 Total	Total
Coyote	<i>Canis latrans</i>	0	0	0	0	0	0	0	0	0	0	0	0	0	4	0	4	4
Number of Species:		1	0	0	0	0	0	0	0	0	0	0	0	0	4	0	4	4

Egmont Key		July - Sep 2010				Oct - Dec 2010				Jan - Mar 2011				Apr - Jun 2011				Annual
Common Name	Scientific Name	Staff	USDA	Other	Q1 Total	Staff	USDA	Other	Q2 Total	Staff	USDA	Other	Q3 Total	Staff	USDA	Other	Q4 Total	Total
	None Removed	0	0	0	0	0	0	0	0	0	0	0	0	0	0	0	0	0
Number of Species:		0	0	0	0	0	0	0	0	0	0	0	0	0	0	0	0	0

Estero Bay		July - Sep 2010				Oct - Dec 2010				Jan - Mar 2011				Apr - Jun 2011				Annual
Common Name	Scientific Name	Staff	USDA	Other	Q1 Total	Staff	USDA	Other	Q2 Total	Staff	USDA	Other	Q3 Total	Staff	USDA	Other	Q4 Total	Total
Feral hog	<i>Sus scrofa</i>	0	0	0	0	0	0	0	0	15	0	0	15	1	0	0	1	16
Number of Species:		1	0	0	0	0	0	0	0	15	0	0	15	1	0	0	1	16

Florida Park Service
Exotic and Nuisance Animal Removal
 Fiscal Year 2010-2011

Fakahatchee Strand		July - Sep 2010				Oct - Dec 2010				Jan - Mar 2011				Apr - Jun 2011				Annual
		Staff	USDA	Other	Q1 Total	Staff	USDA	Other	Q2 Total	Staff	USDA	Other	Q3 Total	Staff	USDA	Other	Q4 Total	Total
Common Name	Scientific Name																	
Cuban treefrog	<i>Osteopilus septentrionalis</i>	1	0	0	1	0	0	0	0	0	0	0	0	1	0	0	1	2
Number of Species:		1	1	0	1	0	0	0	0	0	0	0	0	1	0	0	1	2

Gasparilla Island		July - Sep 2010				Oct - Dec 2010				Jan - Mar 2011				Apr - Jun 2011				Annual
		Staff	USDA	Other	Q1 Total	Staff	USDA	Other	Q2 Total	Staff	USDA	Other	Q3 Total	Staff	USDA	Other	Q4 Total	Total
Common Name	Scientific Name																	
Black spiny-tailed iguana	<i>Ctenosaura similis</i>	0	103	0	103	0	0	0	0	0	37	0	37	0	0	0	0	140
Number of Species:		1	0	103	103	0	0	0	0	0	37	0	37	0	0	0	0	140

Highlands Hammock		July - Sep 2010				Oct - Dec 2010				Jan - Mar 2011				Apr - Jun 2011				Annual
		Staff	USDA	Other	Q1 Total	Staff	USDA	Other	Q2 Total	Staff	USDA	Other	Q3 Total	Staff	USDA	Other	Q4 Total	Total
Common Name	Scientific Name																	
Nine-banded armadillo	<i>Dasypus novemcinctus</i>	0	0	0	0	2	0	0	2	0	0	0	0	0	0	0	0	2
Feral hog	<i>Sus scrofa</i>	0	0	0	0	0	0	0	0	7	0	0	7	0	0	61	61	68
Feral dog	<i>Canis familiaris</i>	0	0	0	0	0	0	0	0	1	0	0	1	0	0	0	0	1
Number of Species:		3	0	0	0	2	0	0	2	8	0	0	8	0	0	61	61	71

Hillsborough River		July - Sep 2010				Oct - Dec 2010				Jan - Mar 2011				Apr - Jun 2011				Annual
		Staff	USDA	Other	Q1 Total	Staff	USDA	Other	Q2 Total	Staff	USDA	Other	Q3 Total	Staff	USDA	Other	Q4 Total	Total
Common Name	Scientific Name																	
Nine-banded armadillo	<i>Dasypus novemcinctus</i>	3	0	0	3	36	0	0	36	8	0	0	8	0	0	0	0	47
Feral hog	<i>Sus scrofa</i>	26	0	0	26	21	0	0	21	26	0	0	26	55	0	0	55	128
Feral cat	<i>Felis catus</i>	0	0	0	0	2	0	0	2	0	0	0	0	0	0	0	0	2
Coyote	<i>Canis latrans</i>	0	0	0	0	1	0	0	1	0	0	0	0	0	0	0	0	1
Number of Species:		4	29	0	29	60	0	0	60	34	0	0	34	55	0	0	55	178

Honeymoon Island		July - Sep 2010				Oct - Dec 2010				Jan - Mar 2011				Apr - Jun 2011				Annual
		Staff	USDA	Other	Q1 Total	Staff	USDA	Other	Q2 Total	Staff	USDA	Other	Q3 Total	Staff	USDA	Other	Q4 Total	Total
Common Name	Scientific Name																	
Raccoon	<i>Procyon lotor</i>	0	0	0	0	0	0	0	0	1	0	0	1	1	0	0	1	2
Number of Species:		1	0	0	0	0	0	0	0	1	0	0	1	1	0	0	1	2

Florida Park Service
Exotic and Nuisance Animal Removal
 Fiscal Year 2010-2011

JP Benjamin Conf. Memorial-Gamble Plantation		July - Sep 2010				Oct - Dec 2010				Jan - Mar 2011				Apr - Jun 2011				Annual	
Common Name	Scientific Name	Staff	USDA	Other	Q1 Total	Staff	USDA	Other	Q2 Total	Staff	USDA	Other	Q3 Total	Staff	USDA	Other	Q4 Total	Total	
	None Removed	0	0	0	0	0	0	0	0	0	0	0	0	0	0	0	0	0	0
Number of Species:		0	0	0	0	0	0	0	0	0	0	0	0	0	0	0	0	0	0

Koreshan		July - Sep 2010				Oct - Dec 2010				Jan - Mar 2011				Apr - Jun 2011				Annual	
Common Name	Scientific Name	Staff	USDA	Other	Q1 Total	Staff	USDA	Other	Q2 Total	Staff	USDA	Other	Q3 Total	Staff	USDA	Other	Q4 Total	Total	
	None Removed	0	0	0	0	0	0	0	0	0	0	0	0	0	0	0	0	0	0
Number of Species:		0	0	0	0	0	0	0	0	0	0	0	0	0	0	0	0	0	0

Lake June-In-Winter		July - Sep 2010				Oct - Dec 2010				Jan - Mar 2011				Apr - Jun 2011				Annual	
Common Name	Scientific Name	Staff	USDA	Other	Q1 Total	Staff	USDA	Other	Q2 Total	Staff	USDA	Other	Q3 Total	Staff	USDA	Other	Q4 Total	Total	
	None Removed	0	0	0	0	0	0	0	0	0	0	0	0	0	0	0	0	0	0
Number of Species:		0	0	0	0	0	0	0	0	0	0	0	0	0	0	0	0	0	0

Lake Manatee		July - Sep 2010				Oct - Dec 2010				Jan - Mar 2011				Apr - Jun 2011				Annual
Common Name	Scientific Name	Staff	USDA	Other	Q1 Total	Staff	USDA	Other	Q2 Total	Staff	USDA	Other	Q3 Total	Staff	USDA	Other	Q4 Total	Total
Feral hog	<i>Sus scrofa</i>	1	0	0	1	7	0	0	7	4	0	0	4	8	0	0	8	20
Nine-banded armadillo	<i>Dasyus novemcinctus</i>	0	0	0	0	4	0	0	4	0	0	0	0	0	0	0	0	4
Number of Species:		2	1	0	1	11	0	0	11	4	0	0	4	8	0	0	8	24

Little Manatee River		July - Sep 2010				Oct - Dec 2010				Jan - Mar 2011				Apr - Jun 2011				Annual
Common Name	Scientific Name	Staff	USDA	Other	Q1 Total	Staff	USDA	Other	Q2 Total	Staff	USDA	Other	Q3 Total	Staff	USDA	Other	Q4 Total	Total
Feral hog	<i>Sus scrofa</i>	0	0	0	0	2	0	0	2	0	0	0	0	0	0	0	0	2
Number of Species:		1	0	0	0	2	0	0	2	0	0	0	0	0	0	0	0	2

Florida Park Service
Exotic and Nuisance Animal Removal
 Fiscal Year 2010-2011

Lovers Key		July - Sep 2010				Oct - Dec 2010				Jan - Mar 2011				Apr - Jun 2011				Annual	
Common Name	Scientific Name	Staff	USDA	Other	Q1 Total	Staff	USDA	Other	Q2 Total	Staff	USDA	Other	Q3 Total	Staff	USDA	Other	Q4 Total	Total	
Raccoon	<i>Procyon lotor</i>	6	0	0	6	29	0	0	29	19	0	0	19	16	0	0	16	70	
Feral cat	<i>Felis catus</i>	0	0	0	0	0	0	0	0	0	0	0	0	3	0	0	3	3	
Number of Species:		2	6	0	0	6	29	0	0	29	19	0	0	19	19	0	0	19	73

Mound Key		July - Sep 2010				Oct - Dec 2010				Jan - Mar 2011				Apr - Jun 2011				Annual	
Common Name	Scientific Name	Staff	USDA	Other	Q1 Total	Staff	USDA	Other	Q2 Total	Staff	USDA	Other	Q3 Total	Staff	USDA	Other	Q4 Total	Total	
	None Removed	0	0	0	0	0	0	0	0	0	0	0	0	0	0	0	0	0	0
Number of Species:		0	0	0	0	0	0	0	0	0	0	0	0	0	0	0	0	0	0

Myakka River		July - Sep 2010				Oct - Dec 2010				Jan - Mar 2011				Apr - Jun 2011				Annual	
Common Name	Scientific Name	Staff	USDA	Other	Q1 Total	Staff	USDA	Other	Q2 Total	Staff	USDA	Other	Q3 Total	Staff	USDA	Other	Q4 Total	Total	
Feral hog	<i>Sus scrofa</i>	0	0	77	77	0	0	152	152	0	0	326	326	0	0	252	252	807	
Feral cat	<i>Felis catus</i>	0	0	0	0	2	0	0	2	1	0	0	1	0	0	0	0	3	
Number of Species:		2	0	0	77	77	2	0	152	154	1	0	326	327	0	0	252	252	810

Oscar Scherer		July - Sep 2010				Oct - Dec 2010				Jan - Mar 2011				Apr - Jun 2011				Annual
Common Name	Scientific Name	Staff	USDA	Other	Q1 Total	Staff	USDA	Other	Q2 Total	Staff	USDA	Other	Q3 Total	Staff	USDA	Other	Q4 Total	Total
Feral hog	<i>Sus scrofa</i>	0	0	2	2	0	0	0	0	0	0	0	0	0	0	0	0	2
African spurred tortoise	<i>Geochelone sulcata</i>	0	0	0	0	0	0	0	0	0	0	0	0	2	0	0	2	2
Number of Species:		2	0	0	2	2	0	0	0	0	0	0	0	2	0	0	2	4

Paynes Creek		July - Sep 2010				Oct - Dec 2010				Jan - Mar 2011				Apr - Jun 2011				Annual
Common Name	Scientific Name	Staff	USDA	Other	Q1 Total	Staff	USDA	Other	Q2 Total	Staff	USDA	Other	Q3 Total	Staff	USDA	Other	Q4 Total	Total
Feral dog	<i>Canis familiaris</i>	0	0	0	0	0	0	0	0	2	0	0	2	0	0	0	0	2
Feral cat	<i>Felis catus</i>	0	0	0	0	0	0	0	0	1	0	0	1	0	0	0	0	1
feral hog	<i>Sus scrofa</i>	0	0	0	0	0	0	0	0	1	0	0	1	5	0	0	5	6

Florida Park Service
Exotic and Nuisance Animal Removal
 Fiscal Year 2010-2011

Nine-banded armadillo	<i>Dasyopus novemcinctus</i>	0	0	0	0	0	0	0	0	0	3	0	0	3	0	0	0	0	3	
Number of Species:		4	0	0	0	0	0	0	0	0	7	0	0	7	5	0	0	0	5	12

Stump Pass Beach		July - Sep 2010				Oct - Dec 2010				Jan - Mar 2011				Apr - Jun 2011				Annual
Common Name	Scientific Name	Staff	USDA	Other	Q1 Total	Staff	USDA	Other	Q2 Total	Staff	USDA	Other	Q3 Total	Staff	USDA	Other	Q4 Total	Total
Raccoon	<i>Procyon lotor</i>	0	16	0	16	0	0	0	0	0	0	0	0	0	0	0	0	16
Number of Species:		1	0	16	16	0	0	0	0	0	0	0	0	0	0	0	0	16

Terra Ceia		July - Sep 2010				Oct - Dec 2010				Jan - Mar 2011				Apr - Jun 2011				Annual
Common Name	Scientific Name	Staff	USDA	Other	Q1 Total	Staff	USDA	Other	Q2 Total	Staff	USDA	Other	Q3 Total	Staff	USDA	Other	Q4 Total	Total
Feral hog	<i>Sus scrofa</i>	1	0	0	1	1	0	6	7	5	0	3	8	17	0	0	17	33
Number of Species:		1	1	0	1	1	0	6	7	5	0	3	8	17	0	0	17	33

Weeki-Wachee Springs		July - Sep 2010				Oct - Dec 2010				Jan - Mar 2011				Apr - Jun 2011				Annual
Common Name	Scientific Name	Staff	USDA	Other	Q1 Total	Staff	USDA	Other	Q2 Total	Staff	USDA	Other	Q3 Total	Staff	USDA	Other	Q4 Total	Total
	None Removed	0	0	0	0	0	0	0	0	0	0	0	0	0	0	0	0	0
Number of Species:		0	0	0	0	0	0	0	0	0	0	0	0	0	0	0	0	0

Werner-Boyce Salt Spr.		July - Sep 2010				Oct - Dec 2010				Jan - Mar 2011				Apr - Jun 2011				Annual
Common Name	Scientific Name	Staff	USDA	Other	Q1 Total	Staff	USDA	Other	Q2 Total	Staff	USDA	Other	Q3 Total	Staff	USDA	Other	Q4 Total	Total
Raccoon	<i>Procyon lotor</i>	0	0	0	0	0	0	0	0	1	0	0	1	1	0	0	1	2
Virginia opossum	<i>Didelphis virginiana</i>	0	0	0	0	0	0	0	0	1	0	0	1	1	0	0	1	2
Feral cat	<i>Felis catus</i>	0	0	0	0	0	0	0	0	3	0	0	3	3	0	0	3	6
Number of Species:		3	0	0	0	0	0	0	0	5	0	0	5	5	0	0	5	10

District Four		July - Sep 2010				Oct - Dec 2010				Jan - Mar 2011				Apr - Jun 2011				Annual
Grand totals		Staff	USDA	Other	Q1 Total	Staff	USDA	Other	Q2 Total	Staff	USDA	Other	Q3 Total	Staff	USDA	Other	Q4 Total	Total
		89	155	120	364	155	0	165	320	152	37	337	526	175	24	330	529	1,739

Florida Park Service
Exotic and Nuisance Animal Removal
 Fiscal Year 2010-2011

DISTRICT FIVE

Atlantic Ridge		July - Sep 2010				Oct - Dec 2010				Jan - Mar 2011				Apr - Jun 2011				Annual	
Common Name	Scientific Name	Staff	USDA	Other	Q1 Total	Staff	USDA	Other	Q2 Total	Staff	USDA	Other	Q3 Total	Staff	USDA	Other	Q4 Total	Total	
Feral hog	<i>Sus scrofa</i>	32	0	0	32	63	0	0	63	46	0	0	46	52	0	0	52	193	
Nine-banded armadillo	<i>Dasyus novemcinctus</i>	0	0	0	0	3	0	0	3	0	0	0	0	0	0	0	0	3	
Number of Species:		2	32	0	0	32	66	0	0	66	46	0	0	46	52	0	0	52	196

Avalon		July - Sep 2010				Oct - Dec 2010				Jan - Mar 2011				Apr - Jun 2011				Annual	
Common Name	Scientific Name	Staff	USDA	Other	Q1 Total	Staff	USDA	Other	Q2 Total	Staff	USDA	Other	Q3 Total	Staff	USDA	Other	Q4 Total	Total	
	None Removed	0	0	0	0	0	0	0	0	0	0	0	0	0	0	0	0	0	
Number of Species:		0	0	0	0	0	0	0	0	0	0	0	0	0	0	0	0	0	0

Bahia Honda		July - Sep 2010				Oct - Dec 2010				Jan - Mar 2011				Apr - Jun 2011				Annual	
Common Name	Scientific Name	Staff	USDA	Other	Q1 Total	Staff	USDA	Other	Q2 Total	Staff	USDA	Other	Q3 Total	Staff	USDA	Other	Q4 Total	Total	
Green iguana	<i>Iguana iguana</i>	37	0	0	37	12	0	0	12	59	0	0	59	70	0	0	70	178	
Raccoon	<i>Procyon lotor</i>	0	0	0	0	0	0	0	0	0	0	0	0	0	37	0	37	37	
Red lionfish	<i>Pterois volitans</i>	0	0	0	0	0	0	0	0	0	0	0	0	4	0	0	4	4	
Feral cat	<i>Felis catus</i>	0	0	0	0	0	0	0	0	0	0	0	0	1	0	0	1	1	
Feral chicken	<i>Gallus gallus domesticus</i>	0	0	0	0	0	0	0	0	0	0	0	0	1	0	0	1	1	
Number of Species:		5	37	0	0	37	12	0	0	12	59	0	0	59	76	37	0	113	221

Bill Baggs Cape Florida		July - Sep 2010				Oct - Dec 2010				Jan - Mar 2011				Apr - Jun 2011				Annual
Common Name	Scientific Name	Staff	USDA	Other	Q1 Total	Staff	USDA	Other	Q2 Total	Staff	USDA	Other	Q3 Total	Staff	USDA	Other	Q4 Total	Total
Green iguana	<i>Iguana iguana</i>	7	0	0	7	0	0	4	4	0	0	2	2	0	0	1	1	14
Black spiny-tailed iguana	<i>Ctenosaura similis</i>	24	0	0	24	0	0	13	13	0	0	13	13	0	0	23	23	73
Raccoon	<i>Procyon lotor</i>	3	0	0	3	0	0	0	0	17	0	0	17	2	0	0	2	22

Florida Park Service
Exotic and Nuisance Animal Removal
 Fiscal Year 2010-2011

Knight anole	<i>Anolis equestris</i>	0	0	0	0	1	0	0	1	0	0	0	0	0	0	1	1	2	
Feral cat	<i>Felis catus</i>	0	0	0	0	2	0	0	2	0	0	0	0	7	0	0	7	9	
Number of Species:		5	34	0	0	34	3	0	17	20	17	0	15	32	9	0	25	34	120

Curry Hammock

Common Name	Scientific Name	July - Sep 2010				Oct - Dec 2010				Jan - Mar 2011				Apr - Jun 2011				Annual Total	
		Staff	USDA	Other	Q1 Total	Staff	USDA	Other	Q2 Total	Staff	USDA	Other	Q3 Total	Staff	USDA	Other	Q4 Total		
Green iguana	<i>Iguana iguana</i>	0	0	0	0	3	0	0	3	0	0	0	0	9	2	0	11	14	
Black rat	<i>Rattus rattus</i>	0	0	0	0	0	0	0	0	7	0	0	7	2	0	0	2	9	
Raccoon	<i>Procyon lotor</i>	0	0	0	0	0	0	0	0	0	0	0	0	0	2	0	2	2	
Number of Species:		3	0	0	0	0	3	0	0	3	7	0	0	7	11	4	0	15	25

DJ Key Largo Hammock

Common Name	Scientific Name	July - Sep 2010				Oct - Dec 2010				Jan - Mar 2011				Apr - Jun 2011				Annual Total
		Staff	USDA	Other	Q1 Total	Staff	USDA	Other	Q2 Total	Staff	USDA	Other	Q3 Total	Staff	USDA	Other	Q4 Total	
Feral cat	<i>Felis catus</i>	0	0	0	0	0	0	0	0	0	0	1	1	0	0	0	0	1
Number of Species:		1	0	0	0	0	0	0	0	0	0	1	1	0	0	0	0	1

Ft. Pierce Inlet

Common Name	Scientific Name	July - Sep 2010				Oct - Dec 2010				Jan - Mar 2011				Apr - Jun 2011				Annual Total
		Staff	USDA	Other	Q1 Total	Staff	USDA	Other	Q2 Total	Staff	USDA	Other	Q3 Total	Staff	USDA	Other	Q4 Total	
	None Removed	0	0	0	0	0	0	0	0	0	0	0	0	0	0	0	0	0
Number of Species:		0	0	0	0	0	0	0	0	0	0	0	0	0	0	0	0	0

Ft. Zachary Taylor

Common Name	Scientific Name	July - Sep 2010				Oct - Dec 2010				Jan - Mar 2011				Apr - Jun 2011				Annual Total
		Staff	USDA	Other	Q1 Total	Staff	USDA	Other	Q2 Total	Staff	USDA	Other	Q3 Total	Staff	USDA	Other	Q4 Total	
Green iguana	<i>Iguana iguana</i>	1	0	0	1	5	0	0	5	0	0	0	0	1	0	0	1	7
Feral chicken	<i>Gallus gallus domesticus</i>	1	0	0	1	0	0	0	0	0	0	0	0	0	0	0	0	1
Number of Species:		2	2	0	0	2	5	0	0	5	0	0	0	1	0	0	1	8

Florida Park Service
Exotic and Nuisance Animal Removal
 Fiscal Year 2010-2011

Hugh Taylor Birch		July - Sep 2010				Oct - Dec 2010				Jan - Mar 2011				Apr - Jun 2011				Annual	
Common Name	Scientific Name	Staff	USDA	Other	Q1 Total	Staff	USDA	Other	Q2 Total	Staff	USDA	Other	Q3 Total	Staff	USDA	Other	Q4 Total	Total	
	None Removed	0	0	0	0	0	0	0	0	0	0	0	0	0	0	0	0	0	0
Number of Species:		0	0	0	0	0	0	0	0	0	0	0	0	0	0	0	0	0	0

Indian Key		July - Sep 2010				Oct - Dec 2010				Jan - Mar 2011				Apr - Jun 2011				Annual	
Common Name	Scientific Name	Staff	USDA	Other	Q1 Total	Staff	USDA	Other	Q2 Total	Staff	USDA	Other	Q3 Total	Staff	USDA	Other	Q4 Total	Total	
	None Removed	0	0	0	0	0	0	0	0	0	0	0	0	0	0	0	0	0	0
Number of Species:		0	0	0	0	0	0	0	0	0	0	0	0	0	0	0	0	0	0

John D. MacArthur		July - Sep 2010				Oct - Dec 2010				Jan - Mar 2011				Apr - Jun 2011				Annual
Common Name	Scientific Name	Staff	USDA	Other	Q1 Total	Staff	USDA	Other	Q2 Total	Staff	USDA	Other	Q3 Total	Staff	USDA	Other	Q4 Total	Total
Virginia opossum	<i>Didelphis virginiana</i>	0	0	0	0	0	0	0	0	0	0	0	0	0	6	0	6	6
Raccoon	<i>Procyon lotor</i>	0	0	0	0	0	0	0	0	0	0	0	0	0	10	0	10	10
Feral cat	<i>Felis catus</i>	0	0	0	0	0	0	0	0	0	0	0	0	0	2	0	2	2
Coyote	<i>Canis latrans</i>	0	0	0	0	0	0	0	0	0	0	0	0	0	1	0	1	1
Feral hog	<i>Sus scrofa</i>	0	0	0	0	0	0	0	0	0	0	0	0	0	4	0	4	4
Number of Species:		5	0	0	0	0	0	0	0	0	0	0	0	0	23	0	23	23

John Pennekamp		July - Sep 2010				Oct - Dec 2010				Jan - Mar 2011				Apr - Jun 2011				Annual
Common Name	Scientific Name	Staff	USDA	Other	Q1 Total	Staff	USDA	Other	Q2 Total	Staff	USDA	Other	Q3 Total	Staff	USDA	Other	Q4 Total	Total
Green iguana	<i>Iguana iguana</i>	1	0	0	1	0	0	0	0	0	0	0	0	0	0	0	0	1
Peafowl	<i>Pavo sp.</i>	5	0	0	5	0	0	0	0	0	0	0	0	0	0	0	0	5
Feral cat	<i>Felis catus</i>	4	0	0	4	0	0	0	0	0	0	0	0	0	0	0	0	4
Red lionfish	<i>Pterois volitans</i>	9	0	0	9	1	0	0	1	0	0	0	0	5	0	0	5	15
Number of Species:		4	19	0	19	1	0	0	1	0	0	0	0	5	0	0	5	25

John U. Lloyd Beach		July - Sep 2010				Oct - Dec 2010				Jan - Mar 2011				Apr - Jun 2011				Annual
Common Name	Scientific Name	Staff	USDA	Other	Q1 Total	Staff	USDA	Other	Q2 Total	Staff	USDA	Other	Q3 Total	Staff	USDA	Other	Q4 Total	Total
Red lionfish	<i>Pterois volitans</i>	0	0	1	1	0	0	0	0	0	0	0	0	0	0	0	0	1

Florida Park Service
Exotic and Nuisance Animal Removal
 Fiscal Year 2010-2011

Feral dog	<i>Canis familiaris</i>	0	0	0	0	1	0	0	1	0	0	0	0	0	0	0	0	1
Number of Species:		2	0	0	1	1	1	0	1	0	0	0	0	0	0	0	0	2

		July - Sep 2010				Oct - Dec 2010				Jan - Mar 2011				Apr - Jun 2011				Annual
Common Name	Scientific Name	Staff	USDA	Other	Q1 Total	Staff	USDA	Other	Q2 Total	Staff	USDA	Other	Q3 Total	Staff	USDA	Other	Q4 Total	Total
Cuban treefrog	<i>Osteopilus septentrionalis</i>	3	0	0	3	4	0	0	4	0	0	0	0	33	0	0	33	40
Feral hog	<i>Sus scrofa</i>	5	0	0	5	42	0	0	42	37	0	0	37	19	0	0	19	103
Coyote	<i>Canis latrans</i>	1	0	0	1	0	0	0	0	0	0	0	0	1	0	0	1	2
Nine-banded armadillo	<i>Dasypus novemcinctus</i>	0	0	0	0	0	0	0	0	1	0	0	1	5	0	0	5	6
Muscovy duck	<i>Cairina moschata</i>	0	0	0	0	0	0	0	0	1	0	0	1	0	0	0	0	1
Number of Species:		5	9	0	9	46	0	0	46	39	0	0	39	58	0	0	58	152

		July - Sep 2010				Oct - Dec 2010				Jan - Mar 2011				Apr - Jun 2011				Annual
Common Name	Scientific Name	Staff	USDA	Other	Q1 Total	Staff	USDA	Other	Q2 Total	Staff	USDA	Other	Q3 Total	Staff	USDA	Other	Q4 Total	Total
	None Removed	0	0	0	0	0	0	0	0	0	0	0	0	0	0	0	0	0
Number of Species:		0	0	0	0	0	0	0	0	0	0	0	0	0	0	0	0	0

		July - Sep 2010				Oct - Dec 2010				Jan - Mar 2011				Apr - Jun 2011				Annual
Common Name	Scientific Name	Staff	USDA	Other	Q1 Total	Staff	USDA	Other	Q2 Total	Staff	USDA	Other	Q3 Total	Staff	USDA	Other	Q4 Total	Total
Black rat	<i>Rattus rattus</i>	6	0	0	6	2	0	0	2	7	0	12	19	3	0	0	3	30
Feral cat	<i>Felis catus</i>	0	0	0	0	2	0	0	2	3	0	0	3	0	0	0	0	5
Green Iguana	<i>Iguana iguana</i>	0	0	0	0	0	0	0	0	0	0	0	0	1	0	0	1	1
Number of Species:		3	6	0	6	4	0	0	4	10	0	12	22	4	0	0	4	36

		July - Sep 2010				Oct - Dec 2010				Jan - Mar 2011				Apr - Jun 2011				Annual
Common Name	Scientific Name	Staff	USDA	Other	Q1 Total	Staff	USDA	Other	Q2 Total	Staff	USDA	Other	Q3 Total	Staff	USDA	Other	Q4 Total	Total
	None Removed	0	0	0	0	0	0	0	0	0	0	0	0	0	0	0	0	0
Number of Species:		0	0	0	0	0	0	0	0	0	0	0	0	0	0	0	0	0

Florida Park Service
Exotic and Nuisance Animal Removal
 Fiscal Year 2010-2011

Oleta River		July - Sep 2010				Oct - Dec 2010				Jan - Mar 2011				Apr - Jun 2011				Annual
Common Name	Scientific Name	Staff	USDA	Other	Q1 Total	Staff	USDA	Other	Q2 Total	Staff	USDA	Other	Q3 Total	Staff	USDA	Other	Q4 Total	Total
Raccoon	<i>Procyon lotor</i>	0	0	0	0	0	0	0	0	0	55	0	55	0	0	0	0	55
Number of Species:		1	0	0	0	0	0	0	0	0	55	0	55	0	0	0	0	55

Savannas/N. Fork		July - Sep 2010				Oct - Dec 2010				Jan - Mar 2011				Apr - Jun 2011				Annual
Common Name	Scientific Name	Staff	USDA	Other	Q1 Total	Staff	USDA	Other	Q2 Total	Staff	USDA	Other	Q3 Total	Staff	USDA	Other	Q4 Total	Total
Feral hog	<i>Sus scrofa</i>	14	0	0	14	16	0	2	18	38	0	5	43	58	0	0	58	133
Nine-banded armadillo	<i>Dasytus novemcinctus</i>	1	0	0	1	0	0	0	0	0	0	0	0	0	0	0	0	1
African spurred tortoise	<i>Geochelone sulcata</i>	0	0	0	0	1	0	0	1	0	0	0	0	0	0	0	0	1
Number of Species:		3	15	0	15	17	0	2	19	38	0	5	43	58	0	0	58	135

Seabbranch		July - Sep 2010				Oct - Dec 2010				Jan - Mar 2011				Apr - Jun 2011				Annual
Common Name	Scientific Name	Staff	USDA	Other	Q1 Total	Staff	USDA	Other	Q2 Total	Staff	USDA	Other	Q3 Total	Staff	USDA	Other	Q4 Total	Total
Feral hog	<i>Sus scrofa</i>	22	0	0	22	26	0	0	26	16	0	0	16	2	0	0	2	66
nine-banded armadillo	<i>Dasytus novemcinctus</i>	0	0	0	0	1	0	0	1	0	0	0	0	0	0	0	0	1
Number of Species:		2	22	0	22	27	0	0	27	16	0	0	16	2	0	0	2	67

St. Lucie Inlet		July - Sep 2010				Oct - Dec 2010				Jan - Mar 2011				Apr - Jun 2011				Annual
Common Name	Scientific Name	Staff	USDA	Other	Q1 Total	Staff	USDA	Other	Q2 Total	Staff	USDA	Other	Q3 Total	Staff	USDA	Other	Q4 Total	Total
Red lionfish	<i>Pterois volitans</i>	1	0	0	1	0	0	0	0	0	0	0	0	3	0	0	3	4
nine-banded armadillo	<i>Dasytus novemcinctus</i>	0	13	0	13	0	0	0	0	0	0	0	0	0	0	0	0	13
virginia opossum	<i>Didelphis virginiana</i>	0	1	0	1	0	0	0	0	0	0	0	0	0	0	0	0	1
raccoon	<i>Procyon lotor</i>	0	34	0	34	0	0	0	0	0	0	0	0	0	0	0	0	34
Number of Species:		4	1	48	49	0	0	0	0	0	0	0	0	3	0	0	3	52

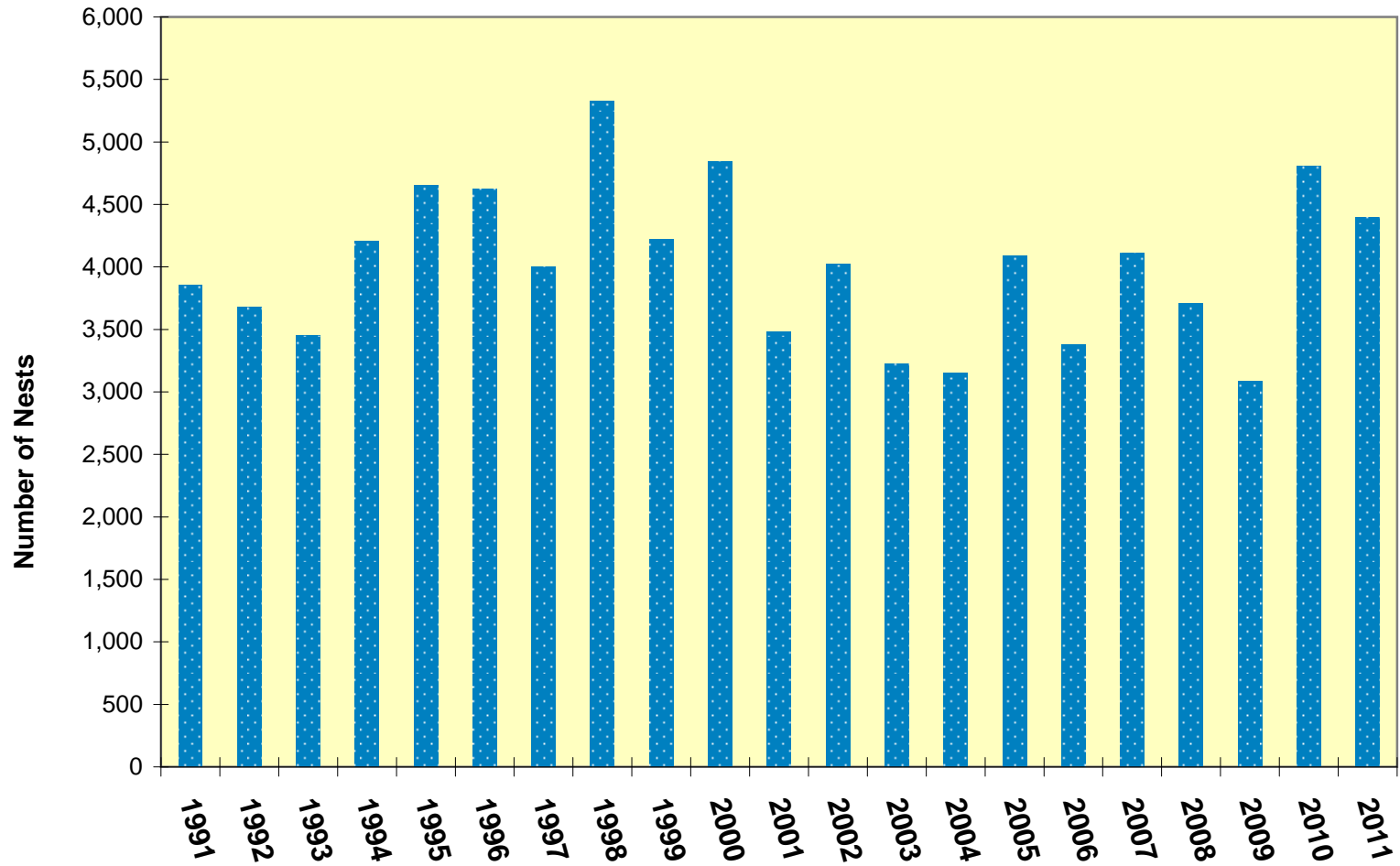
Florida Park Service
Exotic and Nuisance Animal Removal
 Fiscal Year 2010-2011

The Barnacle		July - Sep 2010				Oct - Dec 2010				Jan - Mar 2011				Apr - Jun 2011				Annual
		Staff	USDA	Other	Q1 Total	Staff	USDA	Other	Q2 Total	Staff	USDA	Other	Q3 Total	Staff	USDA	Other	Q4 Total	Total
Common Name	Scientific Name	0	0	0	0	0	0	0	0	0	0	0	0	0	0	0	0	0
	None Removed	0	0	0	0	0	0	0	0	0	0	0	0	0	0	0	0	0
Number of Species:		0	0	0	0	0	0	0	0	0	0	0	0	0	0	0	0	0

Windley Key		July - Sep 2010				Oct - Dec 2010				Jan - Mar 2011				Apr - Jun 2011				Annual
		Staff	USDA	Other	Q1 Total	Staff	USDA	Other	Q2 Total	Staff	USDA	Other	Q3 Total	Staff	USDA	Other	Q4 Total	Total
Common Name	Scientific Name	0	0	0	0	0	0	0	0	0	0	0	0	0	0	0	0	0
	None Removed	0	0	0	0	0	0	0	0	0	0	0	0	0	0	0	0	0
Number of Species:		0	0	0	0	0	0	0	0	0	0	0	0	0	0	0	0	0

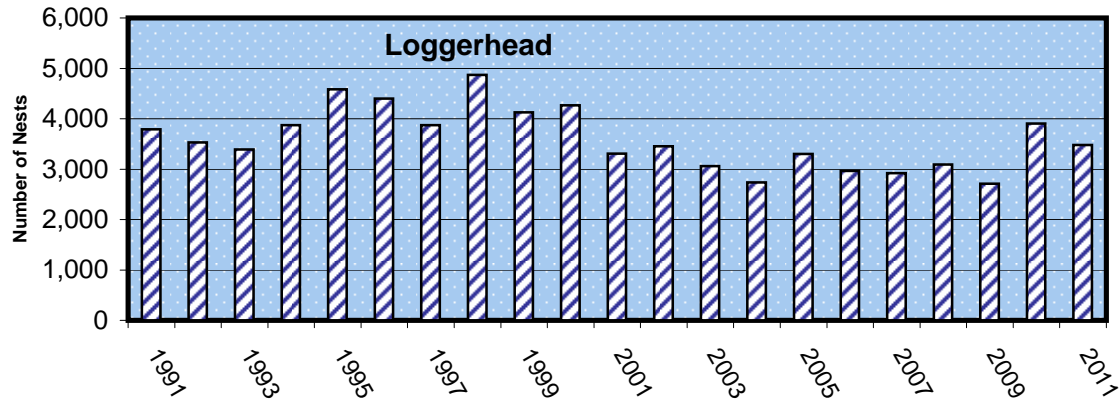
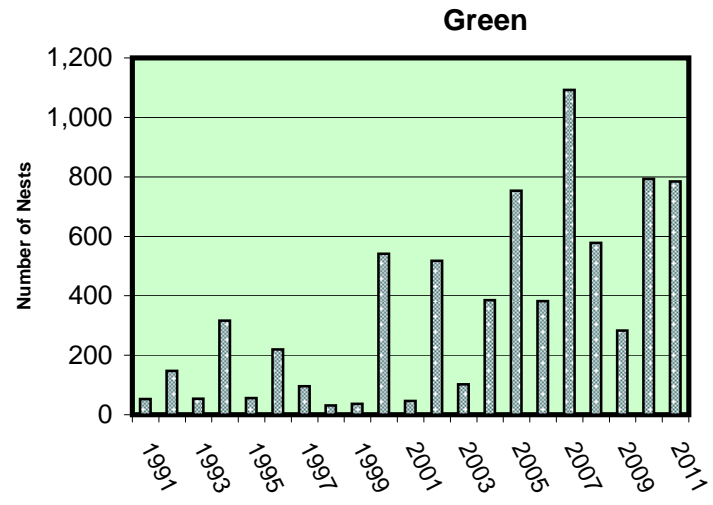
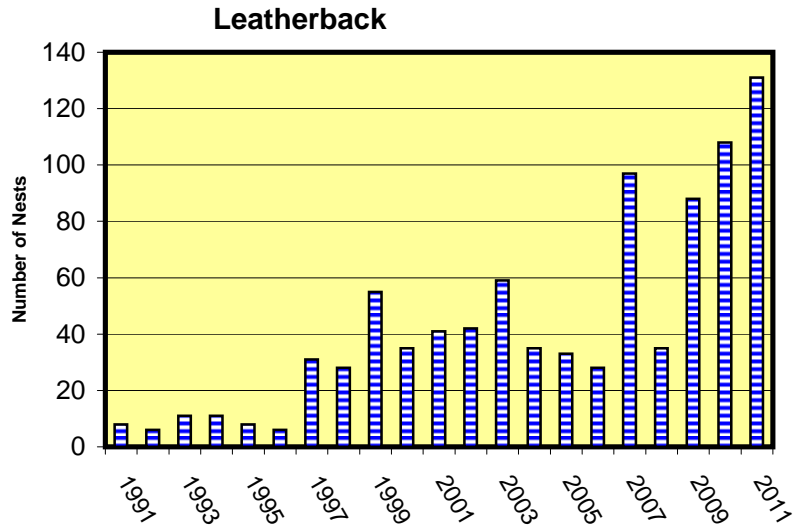
District Five		July - Sep 2010				Oct - Dec 2010				Jan - Mar 2011				Apr - Jun 2011				Annual
		Staff	USDA	Other	Q1 Total	Staff	USDA	Other	Q2 Total	Staff	USDA	Other	Q3 Total	Staff	USDA	Other	Q4 Total	Total
Grand totals		177	48	1	226	185	0	19	204	232	55	33	320	277	64	25	368	1,118

Florida Park Service
Marine Turtle Nesting Summary 1991-2011
All Species - 40 Parks Surveyed



Florida Park Service Marine Turtle Nesting 1991-2011

By Species - 40 Parks Surveyed



Florida Park Service
MARINE TURTLE NESTING REPORT
 Calendar Year 2011

Park	Total # Of Nests	Total # Loggerhead	Total # Green	Total # Leatherback	Length of		Erosion Losses	Predation Rate	Predatory Species	Comments
					Beach (Miles)	# Days Surveyed				
Perdido Key	5	5	0	0	1.62	184	4	40%	Ghost Crab	Decreased oil spill activity
Henderson Beach	2	2	0	0	1.25	183	2	0%		
Topsail Hill	8	8	0	0	3.20	168	4	38%	Ghost Crab, Coyote	
Grayton Beach	2	2	0	0	2.36	181	2	100%	Coyote, Fox	TS Lee impacted nesting
Deer Lake	0	0	0	0	0.90	181	0	n/a		Four false crawls
Camp Helen	0	0	0	0	0.75	184	0	n/a		
St. Andrews/Shell Island	6	6	0	0	5.60	141	4	67%		
TH Stone Mem. St. Joseph	81	81	0	0	8.90	116	24	4%	Coyote, Ghost Crab	TS Lee impacted nesting
Dr. JG Bruce St. George Isl.	43	43	0	0	9.00	146	6	67%	Coyote, Ghost Crab	Coyotes are huge problem
Bald Point	0	0	0	0	4.00	180	0	n/a		Heavy beach erosion
Anclote Key	2	2	0	0	5.00	104	2	0%		
Honeymoon Island	0	0	0	0	4.00	180	0	n/a		Five loggerhead false crawls
Caladesi Island	9	9	0	0	3.00	180	8	44%	Ghost Crab, Raccoon	Active raccoon trapping
Egmont Key	54	54	0	0	3.00	162	2	0%		
Stump Pass	81	81	0	0	1.20	182	19	23%	Raccoon	
Don Pedro Island	31	31	0	0	1.20	184	11	42%	Coyote, Raccoon	USDA removed 5 coyotes
Gasparilla Island	10	10	0	0	1.00	184	0	40%	Coyote, Ghost Crab	USDA removed 4 coyotes
Cayo Costa	189	185	4	0	7.00	148	0	42%	Raccoon, Ants, Coyote, Bobcat, Ghost Crab	Best loggerhead year since 1996
North Captiva	21	19	2	0	3.50	166	4	81%	Raccoon, Bobcat, Ghost Crab	Very good accretion
Lovers Key	21	21	0	0	2.50	170	8	48%	Raccoon	Heavy beach erosion
Delnor-Wiggins Pass	18	18	0	0	1.50	102	3	33%	Raccoon, Fire Ants, Ghost Crab	
Ft. Zachary Taylor	0	0	0	0	0.25	184	0	n/a		Four loggerhead false crawls

Florida Park Service
MARINE TURTLE NESTING REPORT
 Calendar Year 2011

Park	Total # Of Nests	Total # Loggerhead	Total # Green	Total # Leatherback	Length of Beach (Miles)	# Days Surveyed	Erosion Losses	Predation Rate	Predatory Species	Comments
Bahia Honda	12	11	1	0	2.90	147	0	25%	Raccoon, Fire Ants	Green turtle nest
Curry Hammock/Little Crawl	1	1	0	0	0.20	153	0	0%		First nest in five years
Long Key	7	7	0	0	2.88	127	0	57%	Raccoon	
Bill Baggs Cape Florida	57	57	0	0	1.20	201	7	35%	Raccoon, Click Beetle Grubs	
John U. Lloyd Beach	183	176	7	0	2.50	226	33	8%	Ghost Crab, Ants, Raccoon	
John D. Macarthur Beach	1674	1106	488	80	1.80	245	21	2%	Coyote, Ghost Crab, Crows	Record # of leatherback nests, Hurricane Irene impacts
St. Lucie Inlet	475	376	68	31	2.70	188	14	1%	Raccoon, Armadillo, Ghost Crab	
Ft. Pierce Inlet	25	24	0	1	0.38	108	n/a	n/a		Nests not marked; fate unknown
Avalon	297	275	17	5	1.74	108	n/a	n/a		Nests not marked; fate unknown
Sebastian Inlet	810	626	175	9	3.00	245	n/a	0%		Nests not marked; fate unknown
North Peninsula	82	73	9	0	2.48	185	15	18%	Ghost Crab	Hurricane Irene Impacts
Gamble Rogers Mem/Flagler	29	27	2	0	1.12	185	8	28%	Ghost Crab	Hurricane Irene Impacts
Washington Oaks	17	12	5	0	0.70	178	6	0%		
Anastasia	35	28	4	3	4.00	215	17	0%		Best leatherback nesting
Little Talbot Island	75	73	2	0	5.40	163	32	40%	Raccoon, Ghost Crab, Fire Ants	Impacts from TS Bret, Hurricane Irene; best loggerhead year on record
Amelia Island	3	3	0	0	2.60	144	1	0%		
George Crady Bridge/Sawpit	1	1	0	0	0.26	183	1	0%		1st nest documented on island found while surveying terrapins
Ft. Clinch	31	28	1	2	2.50	168	8	0%		First leatherback nest since 1999
Statewide Totals	4,397	3,481	785	131	109	6,779	266	8%		