

A project of
Florida Department of Environmental Protection

IS AIR
THERE?



Is air there?



How can we tell if
air is there?

Blow on
your hand.

What do
you feel?



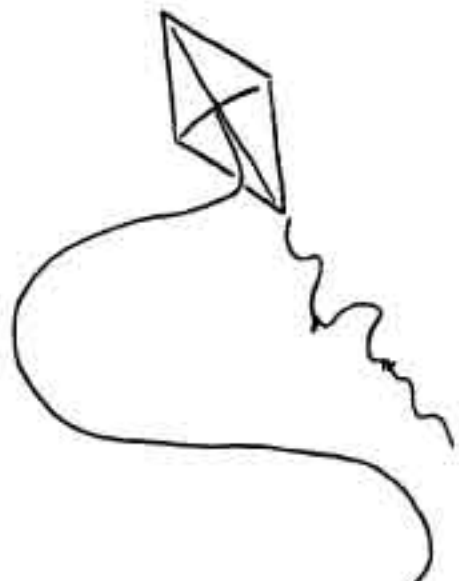


How does it
feel when you
squeeze a
balloon?
Air takes
up
space!


Watch a sailboat
sail. What
makes it move?



Fly a kite.
Air can move
and lift things!



Listen to
the wind
in the
trees.
How else
can air
make
noise?



When you peel an orange,
what do you smell?
How do smells travel?
They ride the air!



Who needs
clean air?



We ALL
need
clean air!





Where does air pollution come from?

Most of our air pollution comes from cars and trucks!
Air pollution also comes from woodstoves and
fireplaces, outdoor fires, dusty roads, factories, and
other places where people work.

How can we keep our air clean and healthy?



bicycle!

burn only
clean dry
wood in your
fireplace!

reduce, reuse
recycle!

drive
less!

ride the
bus!

save
energy!

walk!

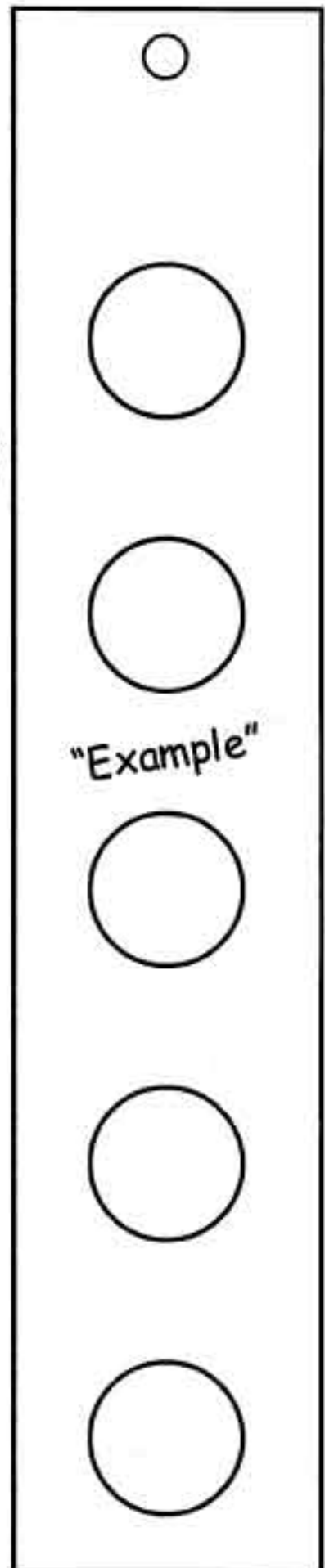
Catch Air Pollution!! Make an Air Strip

Air pollution can be difficult to see. Some pollution is completely invisible! Here's a way that you and an adult can make a "trap" to catch air pollution which you can see!



What to do:

1. Using a ruler to measure, cut a strip of posterboard or cardboard that is two inches wide and ten inches long.
2. Cut five holes, each about an inch wide, into the middle of the strip. Use the ruler to find a round object of the right width. (NOTE: A quarter is about one inch in diameter.)
3. Use a hole punch to put a small hole in one end of the strip. Tie a string through the hole; the string will be used to hang the strip up outside.
4. Place long pieces of clear tape over one side of the strip. Be sure to completely cover all five holes. The sticky side of the tape will collect visible pollution from the air.
5. Try hanging the strip at a place where you are likely to "catch" air pollution: on the playground, at a bus stop, near an intersection, on your porch, or in a tree.
6. Check the air strip after a week. Place the strip over a white piece of paper and look at the collected particles. What do you think caused the air pollution you collected?




See air in action!

MAKE A PINWHEEL!

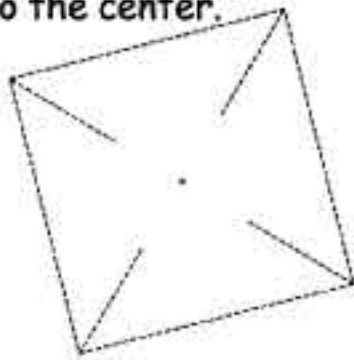
What you need:

- pinwheel paper pattern
- scissors
- glue
- one thumb tack
- long pencil or straight stick




What to do:


1. Cut out the paper pattern. Make cuts along the dotted lines from the corners, half-way to the center.




2. Pull every other point toward the center, and glue only the tip to the center. Be sure not to push the corners down flat.

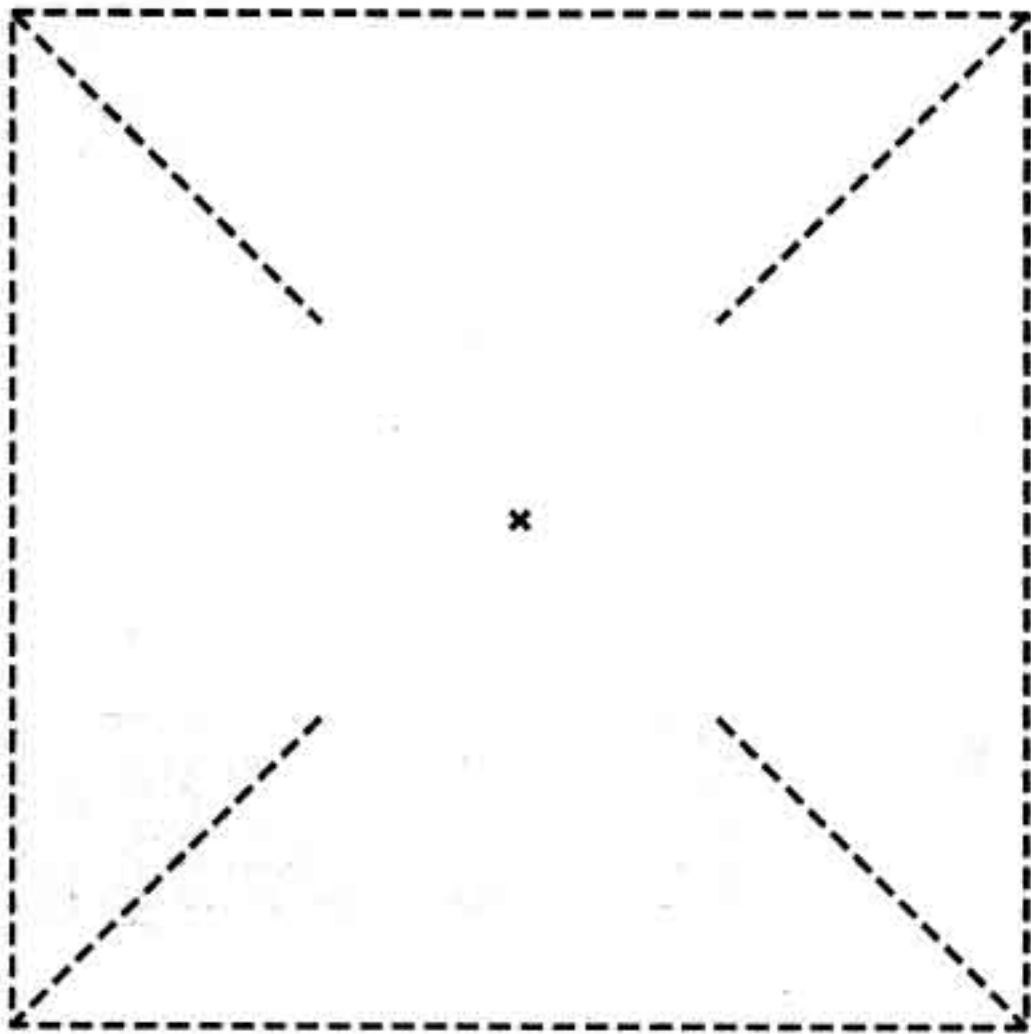


3. When all four tips are glued to the center, push a thumb tack through the center.



4. Attach your pinwheel to a long pencil or straight stick by pushing the thumb tack a short way into the wood. Make sure that the pinwheel is not pushed tightly to its handle.





Pinwheel Pattern



Florida Department of Environmental Protection
Division of Air Resource Management
2600 Blair Stone Rd., M.S. 5500
Tallahassee, FL 32399
(850)488-0114
www.dep.state.fl.us/air/



printed on recycled paper